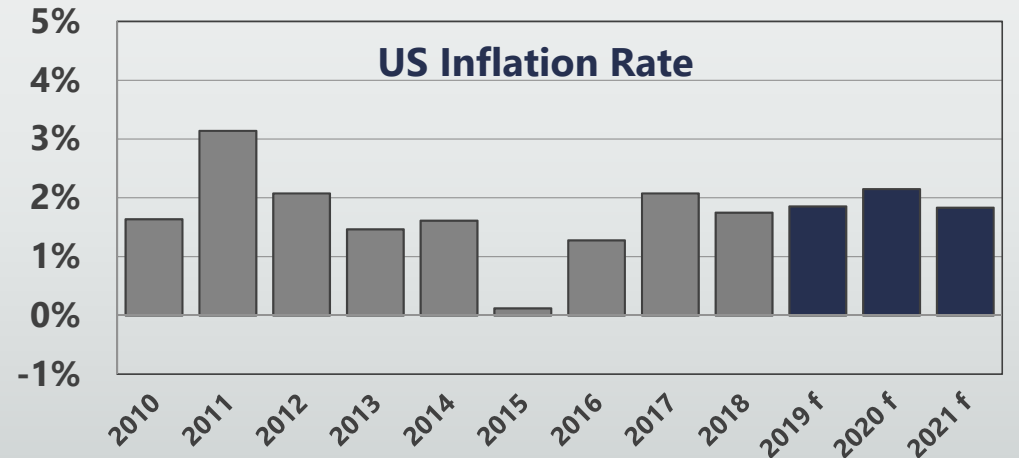
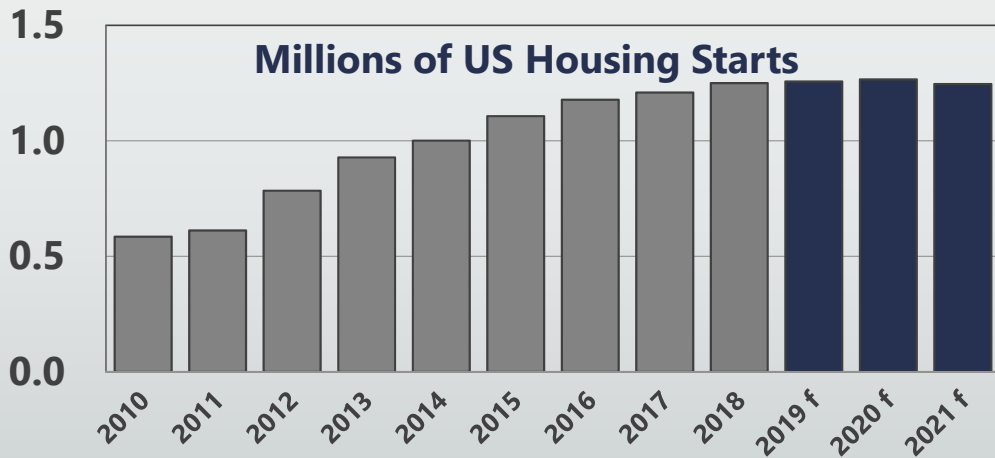
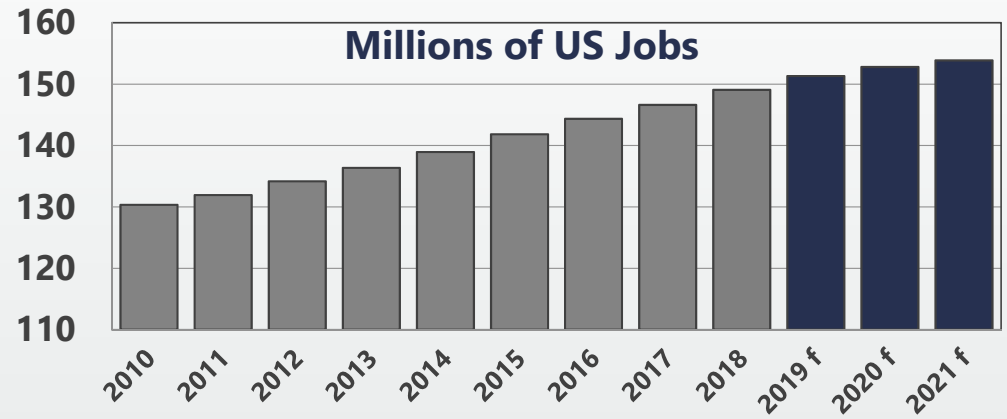
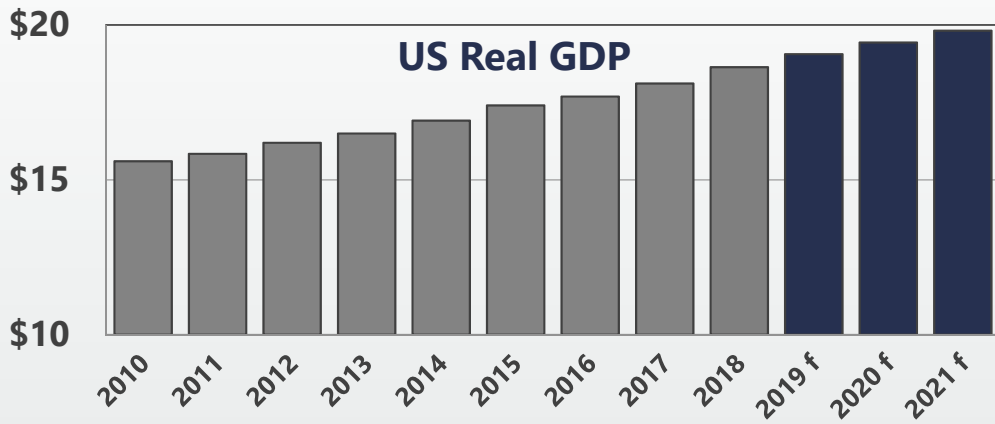


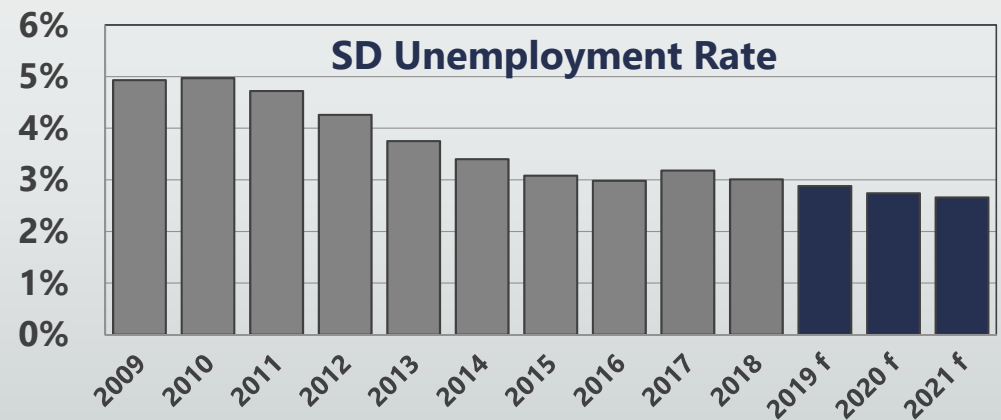
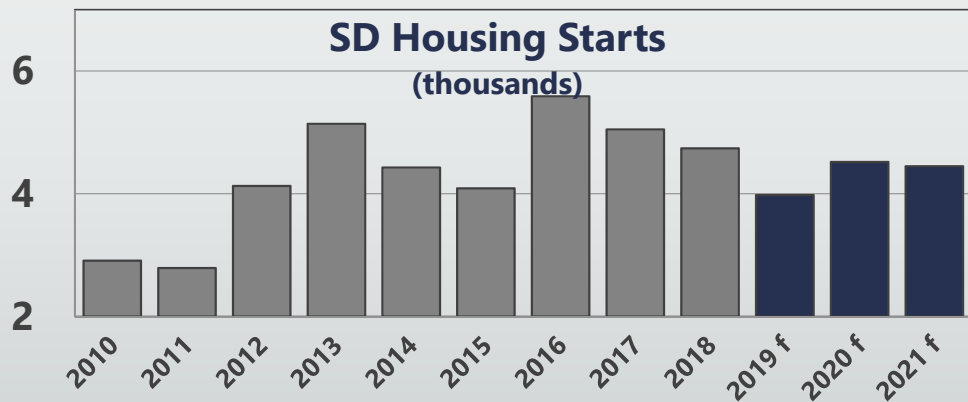
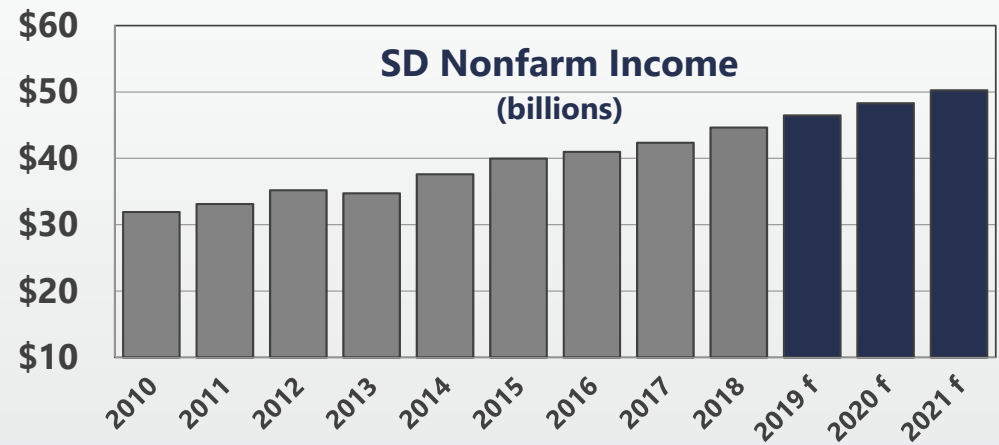
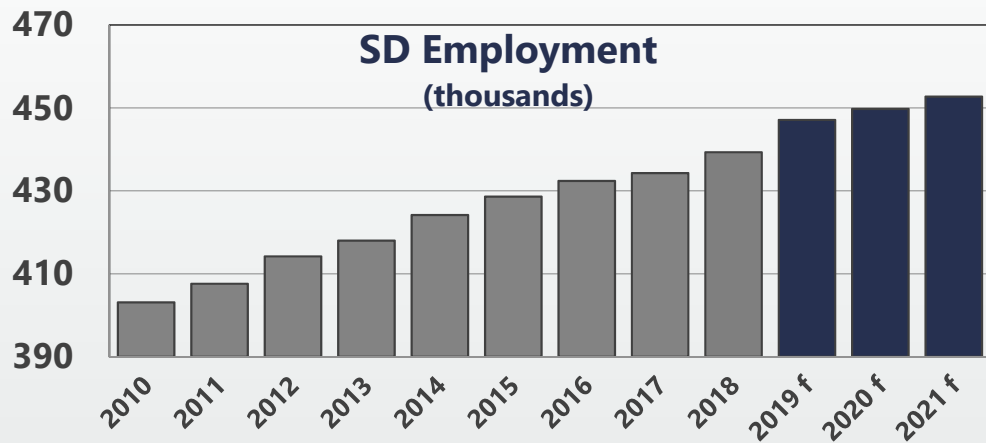
# Appendix Slides

These slides are provided as a supplement to the slides included in the Governor's presentation that was delivered on December 3, 2019.

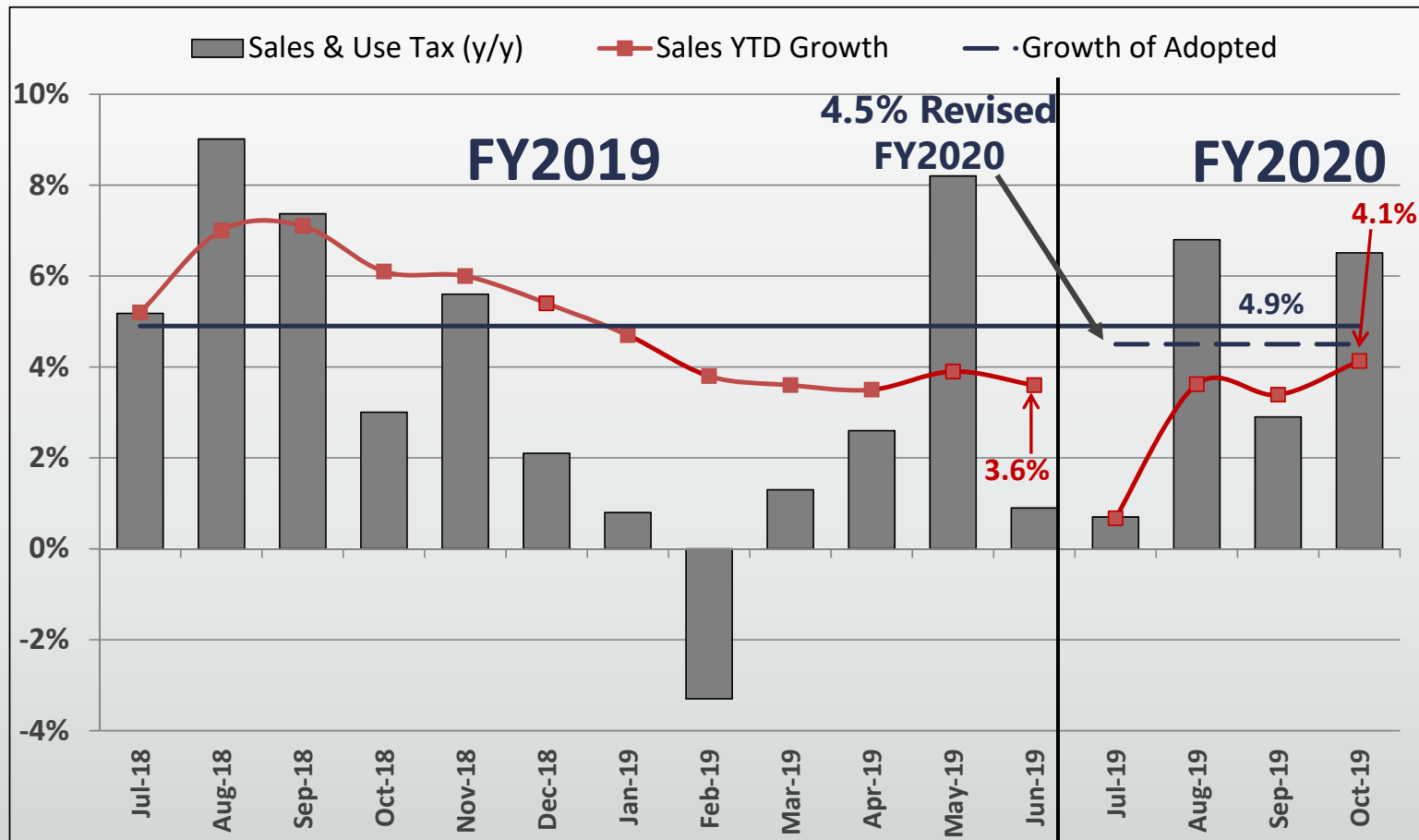
# IHS Markit US Economy Forecast



# SD Economy Forecast



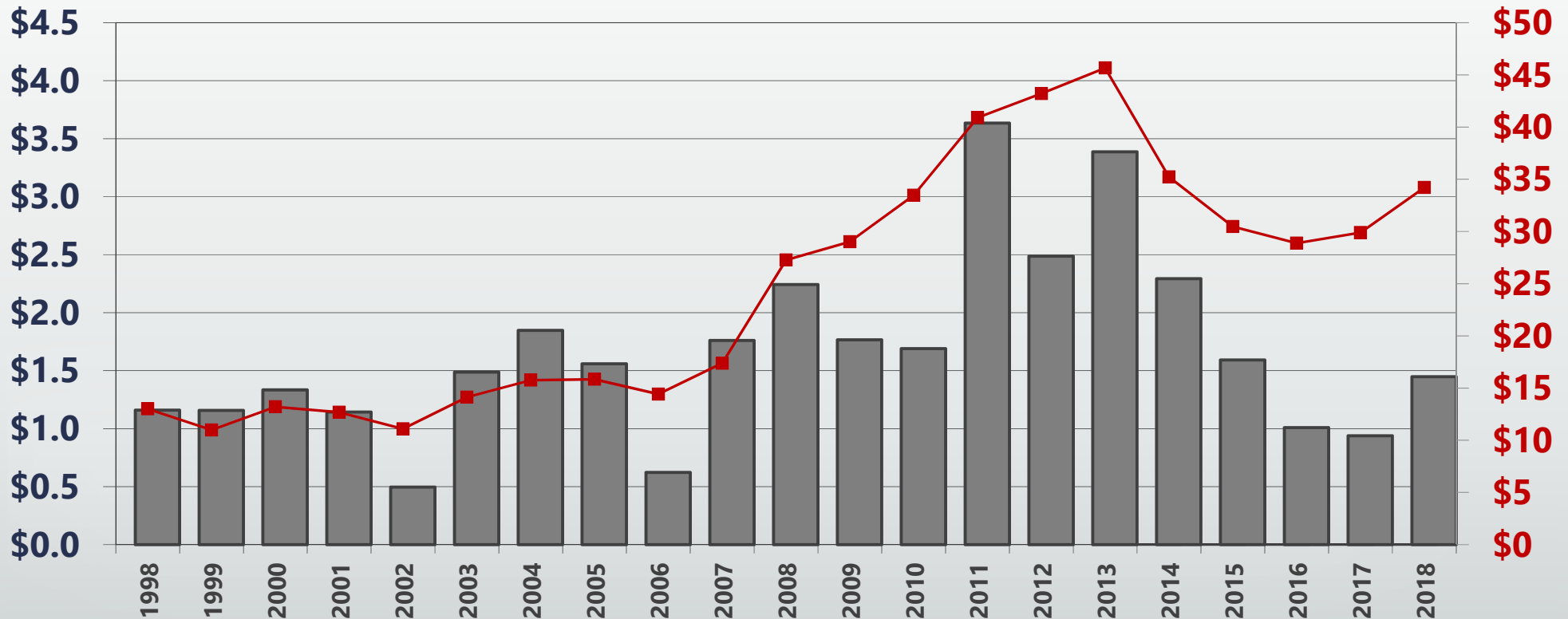
# Recent Growth in Sales and Use Tax



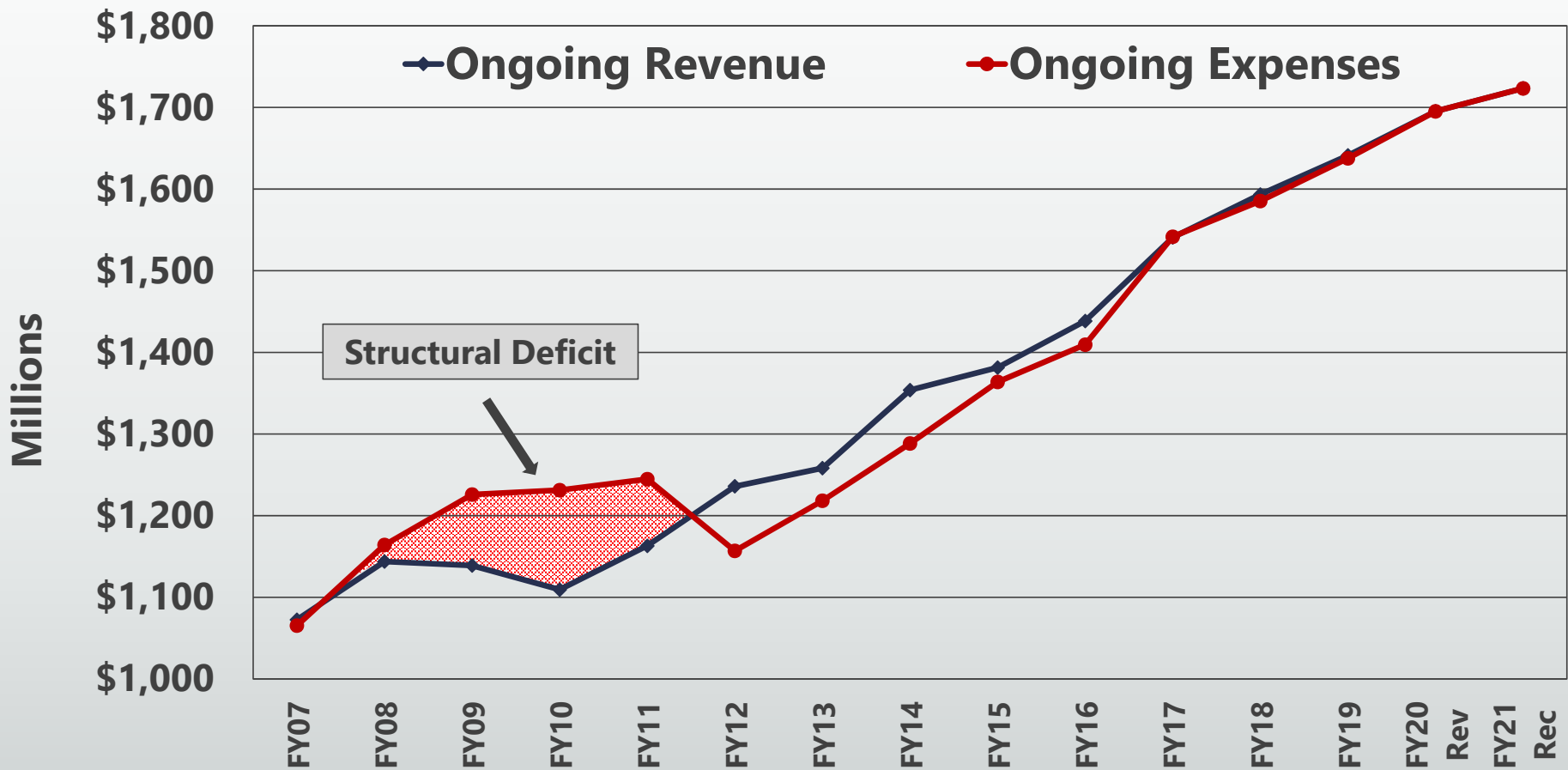
# SD Net Farm Income vs. Sales Tax on Farm Machinery

Farm Income -  
Billions

Est. Tax on Farm  
Equipment - Millions



# History of Ongoing Revenues and Expenses



# Sales Tax Reported by Remote Sellers

Current Year		Previous Year		\$ Change
<u>Month</u>	<u>Amount</u>	<u>Month</u>	<u>Amount</u>	<u>Year/Year</u>
Jan. 2019	\$8,353,613	Jan. 2018	\$7,275,261	\$1,078,352
Feb. 2019	\$5,833,018	Feb. 2018	\$4,386,830	\$1,446,188
Mar. 2019	\$5,169,870	Mar. 2018	\$4,266,849	\$903,021
Apr. 2019	\$7,642,065	Apr. 2018	\$5,123,192	\$2,518,873
May 2019	\$7,418,818	May 2018	\$4,283,475	\$3,135,343
Jun. 2019	\$7,068,777	Jun. 2018	\$4,482,290	\$2,586,487
Jul. 2019	\$8,515,404	Jul. 2018	\$6,255,463	\$2,259,941
Aug. 2019	\$5,864,579	Aug. 2018	\$5,035,280	\$829,299
Sep. 2019	\$5,887,312	Sep. 2018	\$5,069,254	\$818,058
Oct. 2019	\$6,957,554	Oct. 2018	\$5,571,722	\$1,385,832
<b>CY2019 YTD</b>	<b><u>\$68,711,010</u></b>	<b>CY2018 YTD</b>	<b><u>\$51,749,616</u></b>	<b><u>\$16,961,394</u></b>

# FY2020 General Bill Amendments

Reductions	General Funds
DSS Operations	(\$8,497,703)
State Aid to K-12	(\$3,024,353)
DHS Operations	(\$2,782,658)
Correctional Health – 340B Program	(\$1,152,445)
Dual Credit	(\$764,164)
Technical Institutes Formula	(\$440,979)
DOC Operations	(\$397,000)
DOE Operations	(\$53,337)
DPS Operations	(\$50,000)
Technical Institutes Operations	(\$21,180)
<b>Total</b>	<b>(\$17,183,819)</b>



# FY2020 General Bill Amendments

<b>Increases</b>	<b>General Funds</b>
DOC Operations	\$1,629,319
State Employee Health Insurance	\$1,458,450
UJS Drug/DUI Court Treatment	\$445,099
State Property Tax Administration System	\$225,000
Suicide Prevention	\$210,000
ATG Operations	\$90,878
LRC Operations	\$87,948
Redistricting Software	\$75,000
SOS Online Voter Registration/Circulator Badge Program	\$60,000
Technical Institutes National Guard Tuition	\$39,894
Statewide Utility Adjustments	\$9,543
OSA Operations	<u>\$7,456</u>
<b>Total</b>	<b>\$4,338,587</b>

# FY2020 General Bill Amendments

Expenditure Transfers	General Funds
State Radio	\$5,141,021
Connect South Dakota Initiative	<u>\$5,000,000</u>
<b>Total</b>	<b>\$10,141,021</b>

# FY2020 Emergency Special Appropriations

Emergency Specials	General Funds
Emergency and Disaster Fund	\$9,918,359
USD Health Sciences Building	\$5,000,000
Rural Healthcare Recruitment Assistance Programs	\$869,193
Extraordinary Litigation Fund	\$800,000
Spyglass	\$727,700
Tax Refunds for the Elderly and Disabled	\$450,000
DSU Cyber Cync Incubator and Entrepreneurial Center	\$396,073
Fire Suppression Fund	\$367,727
DOM Cold Storage Building – Aberdeen	<u>\$125,000</u>
<b>Total</b>	<b>\$18,654,052</b>

# FY2020 Recommendation Detail

	General Funds
FY2020 Revenue Available	\$18,550,389
FY2020 General Bill Reductions	\$17,183,819
FY2020 General Bill Increases	(\$4,338,587)
FY2020 Expenditure Transfers	(\$10,141,021)
FY2020 Emergency Special Appropriations	(\$18,654,052)
FY2020 Continuous Appropriation Adjustment	<u>(\$86,270)</u>
<b>Bottom Line</b>	<b>\$2,514,278</b>

# FY2021 Recommended Expense Summary

Major Increases/Decreases	General Funds
State Aid to K-12	\$8,867,096
Consumer Expansion	\$8,045,432
State Employee Health Insurance	\$4,134,191
Mandatory Provider Inflation	\$3,769,933
Confronting Meth Epidemic	\$3,712,208
Food Service and Utilities	\$1,659,834
Family First	\$1,119,505
Assisted Living Rate Tiers	\$1,087,634
Maintenance & Repair	\$325,362
Federal Medical Assistance Percentage (FMAP)	(\$2,455,809)
Budget Reductions	(\$8,878,308)
Various Increases/Decreases	<u>\$1,263,173</u>
<b>Total FY2021 General Fund Increases</b>	<b>\$22,650,251</b>

# FY2021 Recommended Reductions

Reductions	General Funds
DSS Operations	(\$3,880,000)
DHS Operations	(\$2,771,846)
Correctional Health – 340B Program	(\$967,875)
DOR Operations	(\$510,742)
ATG Operations	(\$382,341)
DOC Operations	(\$251,264)
DPS Operations	(\$50,000)
DOH Operations	(\$43,060)
Technical Institutes Operations	<u>(\$21,180)</u>
<b>Total FY2021 General Fund Reductions</b>	<b>(8,878,308)</b>

# Total Recommended Budget

	<b>FY2020 Adopted</b>	<b>FY2020 Revised</b>	<b>FY2021 Recommended</b>
General	\$1,700,739,356	\$1,716,775,467	\$1,723,389,607
Federal	\$1,760,020,405	\$1,764,298,920	\$1,782,534,799
Other	<u>\$1,457,871,721</u>	<u>\$1,487,160,261</u>	<u>\$1,429,673,060</u>
<b>Total</b>	<b>\$4,918,631,482</b>	<b>\$4,968,234,648</b>	<b>\$4,935,597,466</b>