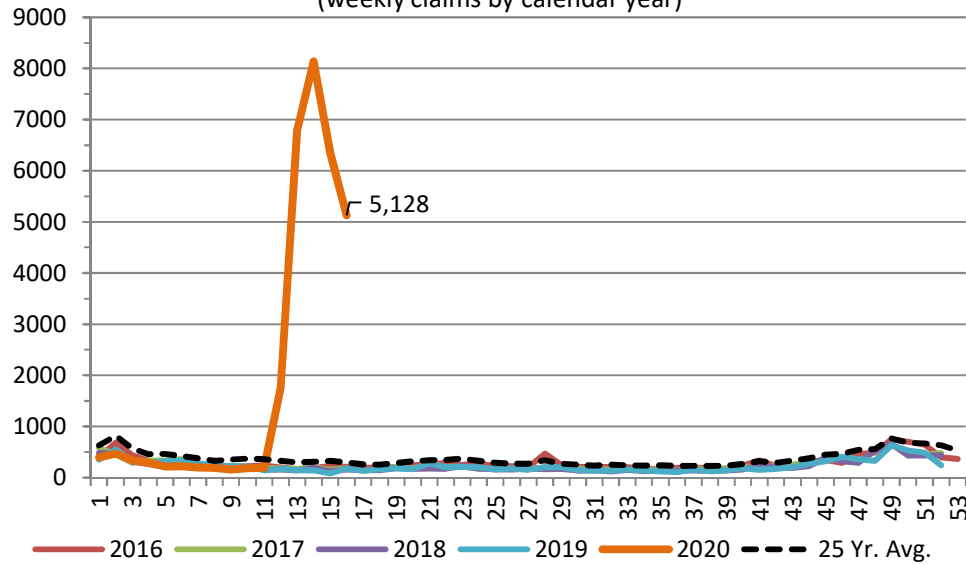


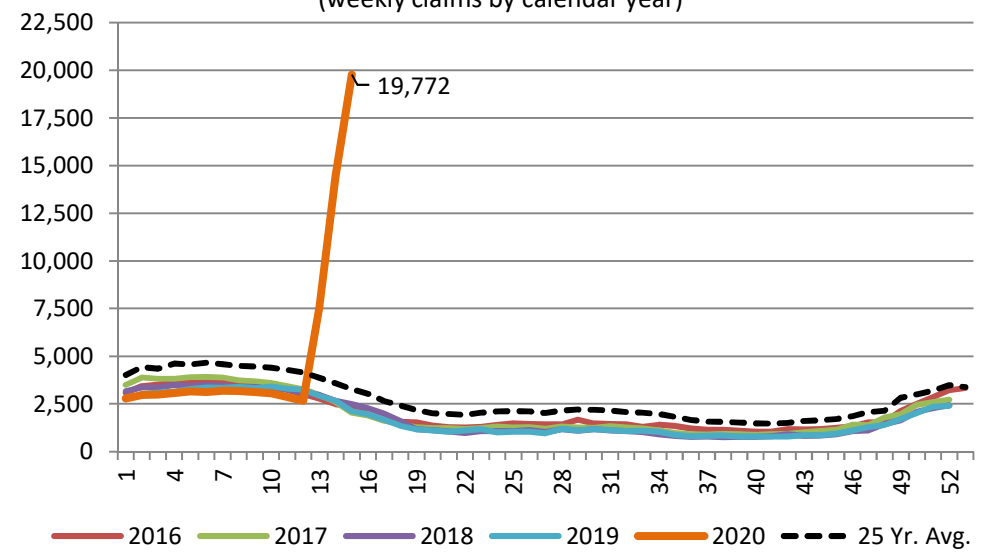
South Dakota Bureau of Finance and Management

COVID-19 Weekly Economic Metrics

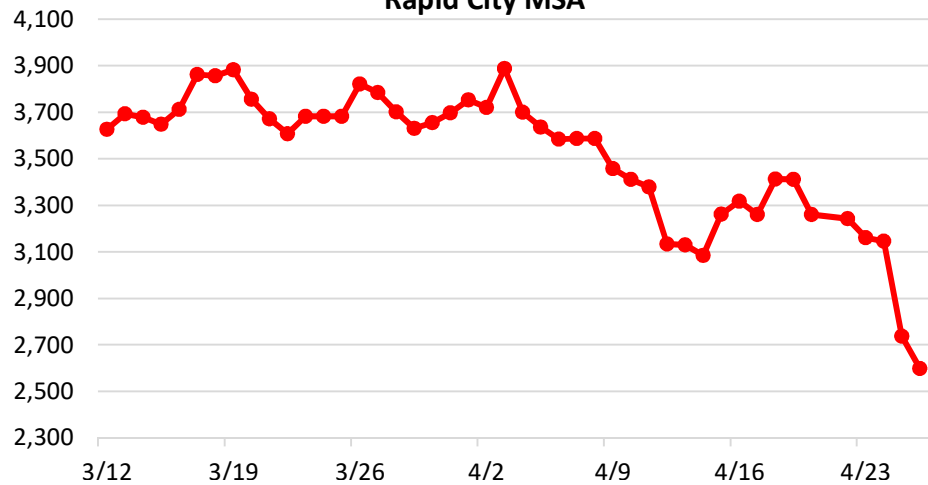
SD Initial Claims for Reemployment Assistance
(weekly claims by calendar year)



SD Continued Claims for Reemployment Assistance
(weekly claims by calendar year)

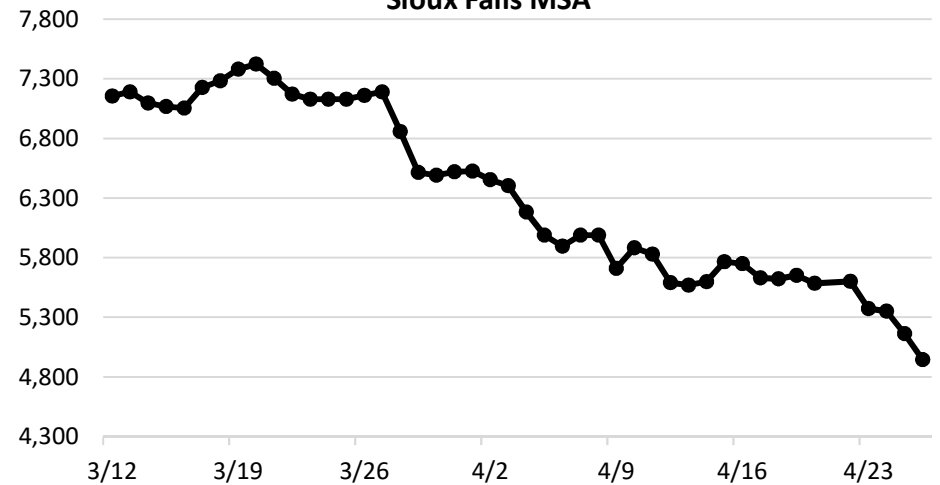


Job Openings Advertised Online
Rapid City MSA



Source: Online advertised jobs data, virtual labor market data system, Labor Market Information Center, SD Department of Labor and Regulation. (Jobs de-duplication Level 2).

Job Openings Advertised Online
Sioux Falls MSA



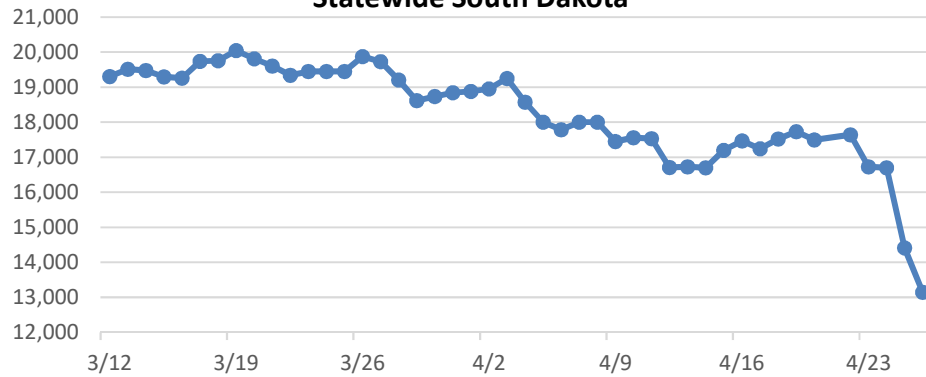
Source: Online advertised jobs data, virtual labor market data system, Labor Market Information Center, SD Department of Labor and Regulation. (Jobs de-duplication Level 2).

Week of 04/28/2020

South Dakota Bureau of Finance and Management

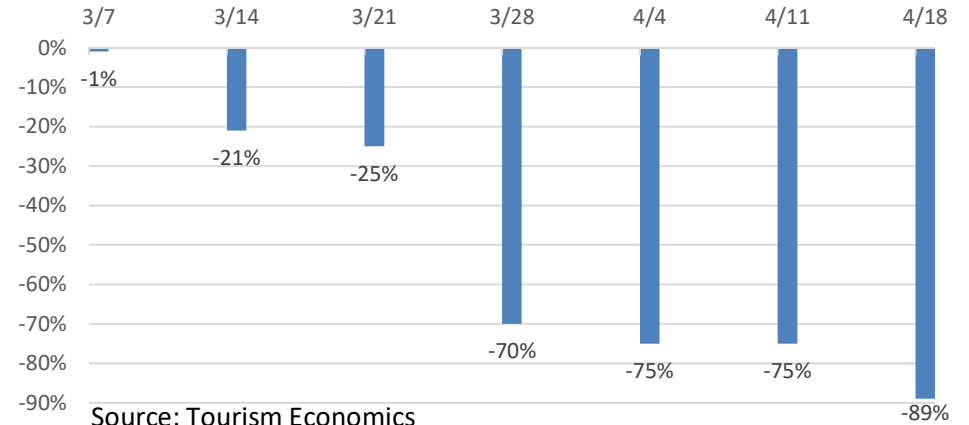
COVID-19 Weekly Economic Metrics

**Job Openings Advertised Online
Statewide South Dakota**



Source: Online advertised jobs data, virtual labor market data system, Labor Market Information Center, SD Department of Labor and Regulation. (Jobs de-duplication Level 2).

**Weekly Estimated Travel Spending in South Dakota: Year
over Year Percent Change**



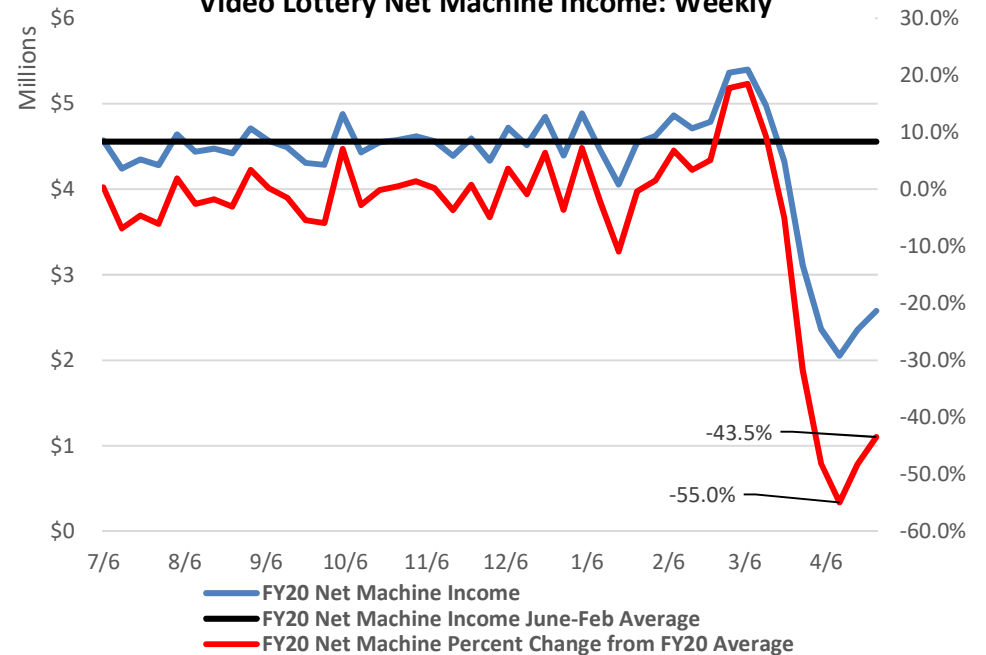
Source: Tourism Economics

March Traffic Trends		March 13 th - 31 st Traffic Trends	
Percent Change	Highway Group	Percent Change	Highway Group
-14%	State Highways	-25%	State Highways
-13%	Rural Interstate	-25%	Rural Interstate
-11%	Rural Non Interstate	-20%	Rural Non Interstate
-15%	Urban	-25%	Urban

April Traffic Trends	
Percent Change	Highway Group
-37%	State Highways
-42%	Rural Interstate
-35%	Rural Non Interstate
-35%	Urban

DISCLAIMER: The traffic statistics provide a general overview of trends from 38 permanent counters located throughout the state. Because of the relatively small sample, actual and site specific traffic may vary from these results.

Video Lottery Net Machine Income: Weekly



Week of 04/28/2020