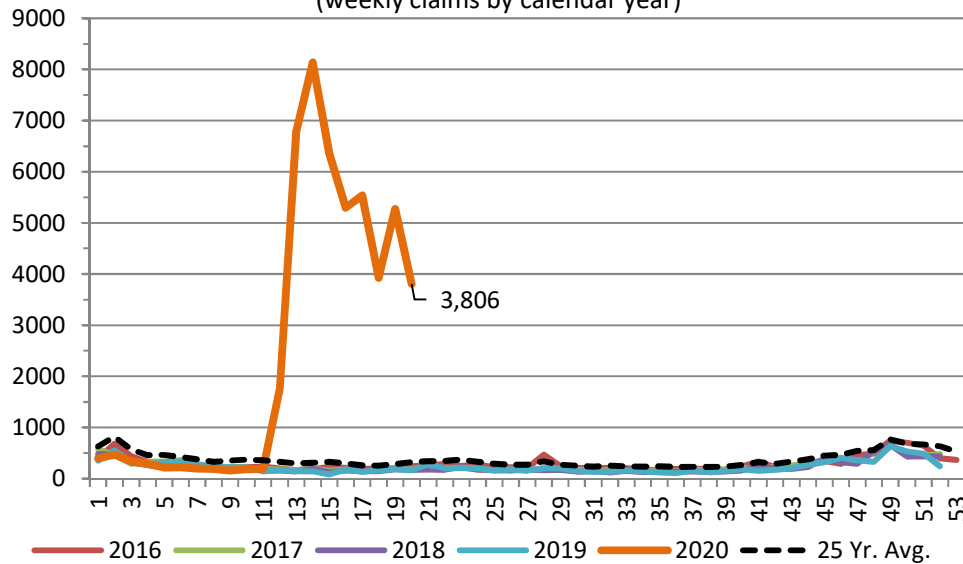


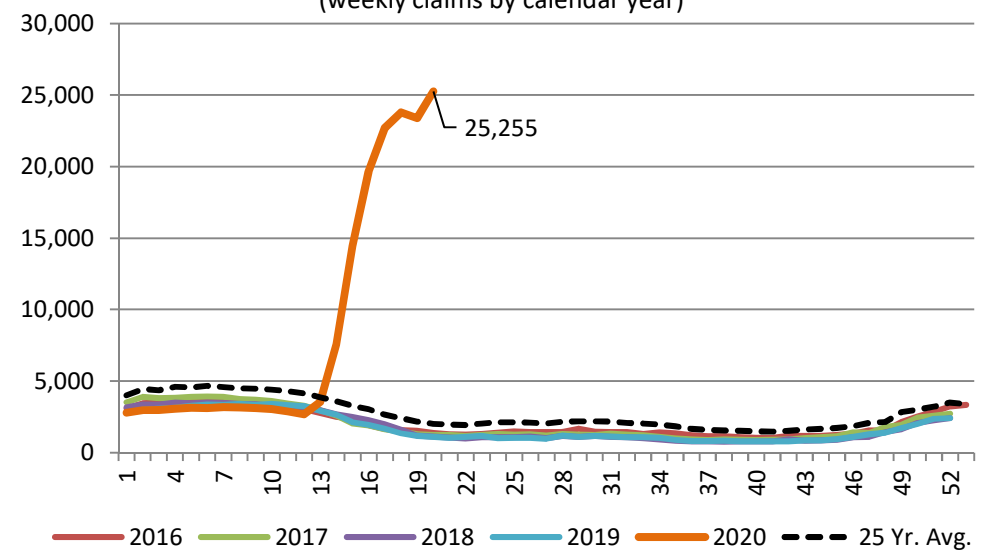
# South Dakota Bureau of Finance and Management

## COVID-19 Weekly Economic Metrics

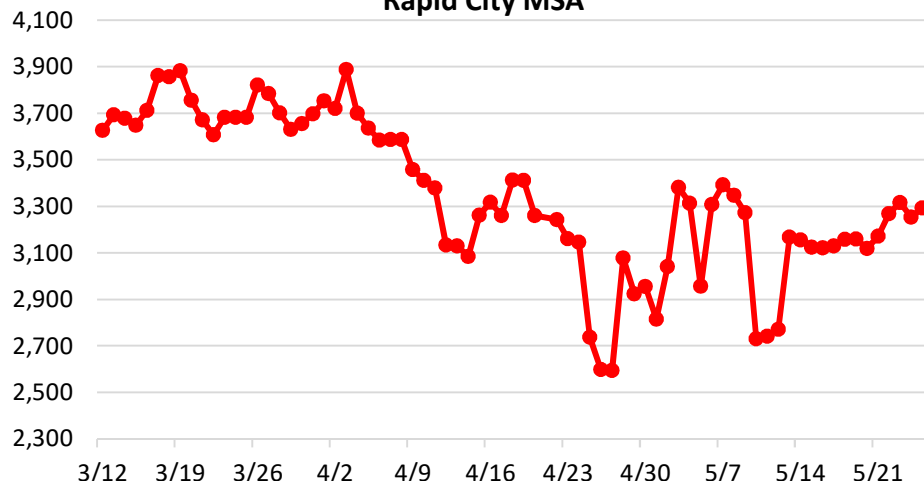
**SD Initial Claims for Reemployment Assistance**  
(weekly claims by calendar year)



**SD Continued Claims for Reemployment Assistance**  
(weekly claims by calendar year)

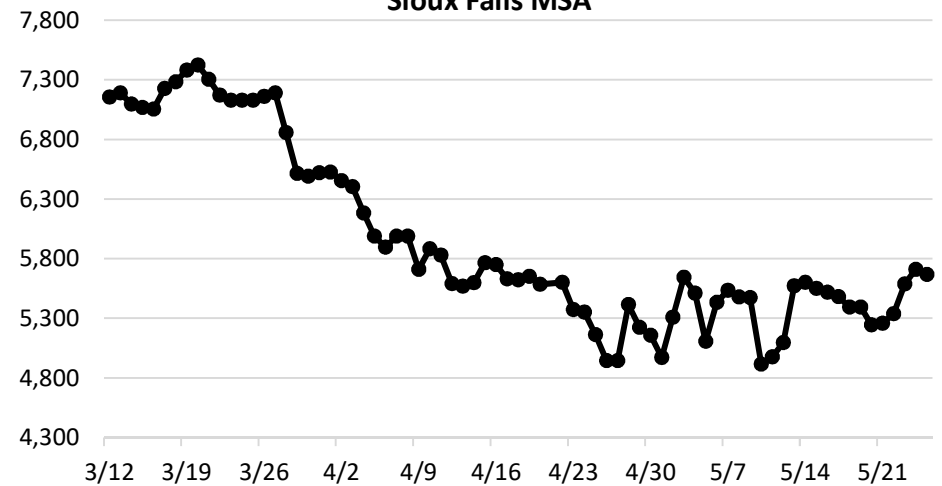


**Job Openings Advertised Online**  
**Rapid City MSA**



Source: Online advertised jobs data, virtual labor market data system, Labor Market Information Center, SD Department of Labor and Regulation. (Jobs de-duplication Level 2).

**Job Openings Advertised Online**  
**Sioux Falls MSA**

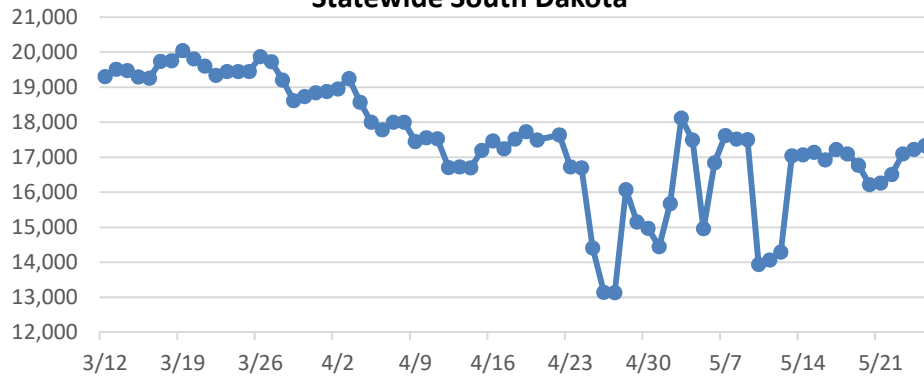


Source: Online advertised jobs data, virtual labor market data system, Labor Market Information Center, SD Department of Labor and Regulation. (Jobs de-duplication Level 2).

# South Dakota Bureau of Finance and Management

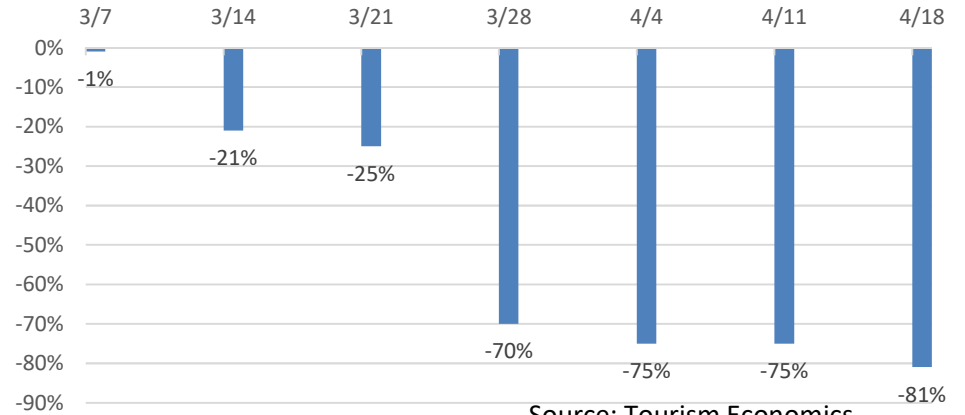
## COVID-19 Weekly Economic Metrics

**Job Openings Advertised Online  
Statewide South Dakota**



Source: Online advertised jobs data, virtual labor market data system, Labor Market Information Center, SD Department of Labor and Regulation. (Jobs de-duplication Level 2).

**Weekly Estimated Travel Spending in South Dakota: Year  
over Year Percent Change**



March Traffic Trends	
Percent Change	Highway Group
-14%	State Highways
-13%	Rural Interstate
-11%	Rural Non Interstate
-15%	Urban

March 13 <sup>th</sup> - 31 <sup>st</sup> Traffic Trends	
Percent Change	Highway Group
-14%	State Highways
-13%	Rural Interstate
-11%	Rural Non Interstate
-15%	Urban

April Traffic Trends	
Percent Change	Highway Group
-25%	State Highways
-25%	Rural Interstate
-20%	Rural Non Interstate
-25%	Urban

May Traffic Trends (Month To Date)	
Percent Change	Highway Group
-22%	State Highways
-27%	Rural Interstate
-14%	Rural Non Interstate
-21%	Urban

DISCLAIMER: The traffic statistics provide a general overview of trends from 38 permanent counters located throughout the state. Because of the relatively small sample, actual and site specific traffic may vary from these results.

**Video Lottery Net Machine Income: Weekly**

