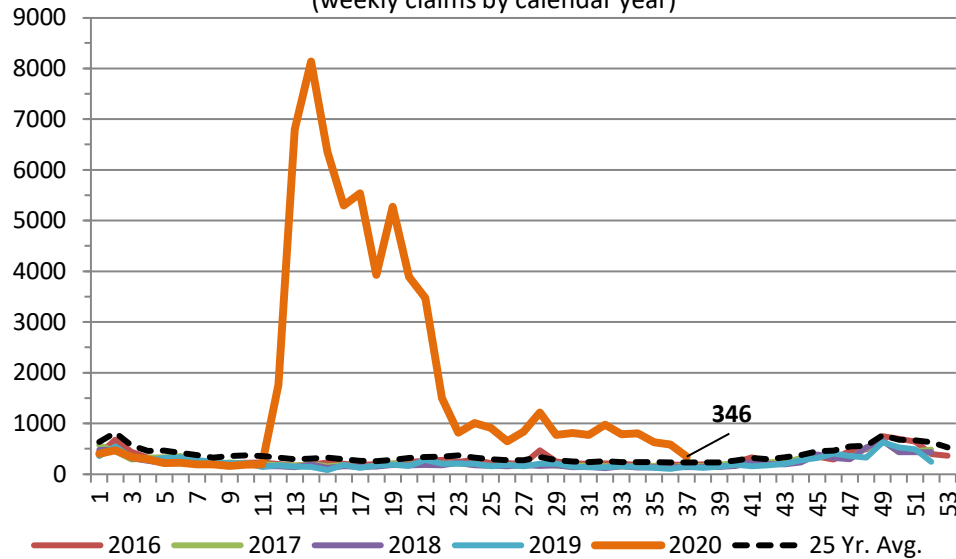


South Dakota Bureau of Finance and Management

COVID-19 Weekly Economic Metrics

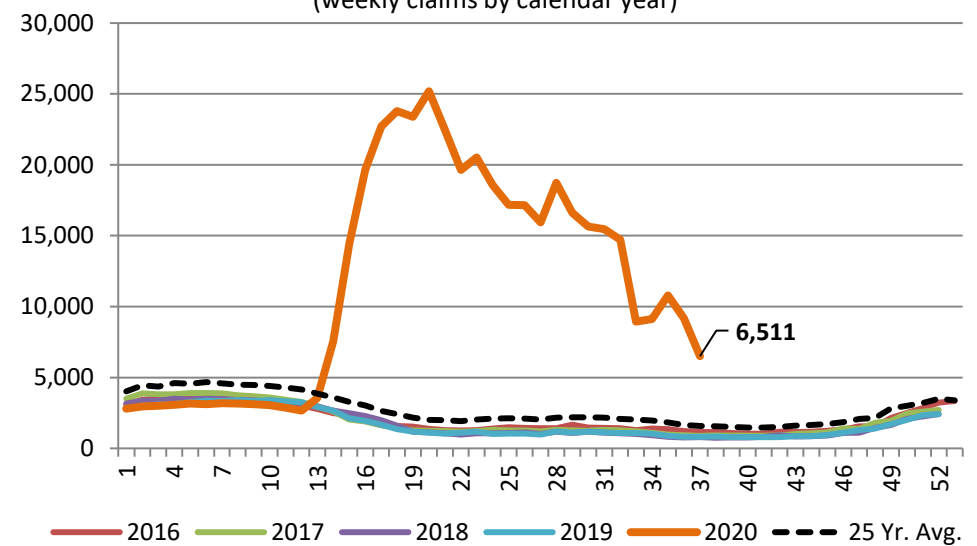
SD Initial Claims for Reemployment Assistance

(weekly claims by calendar year)

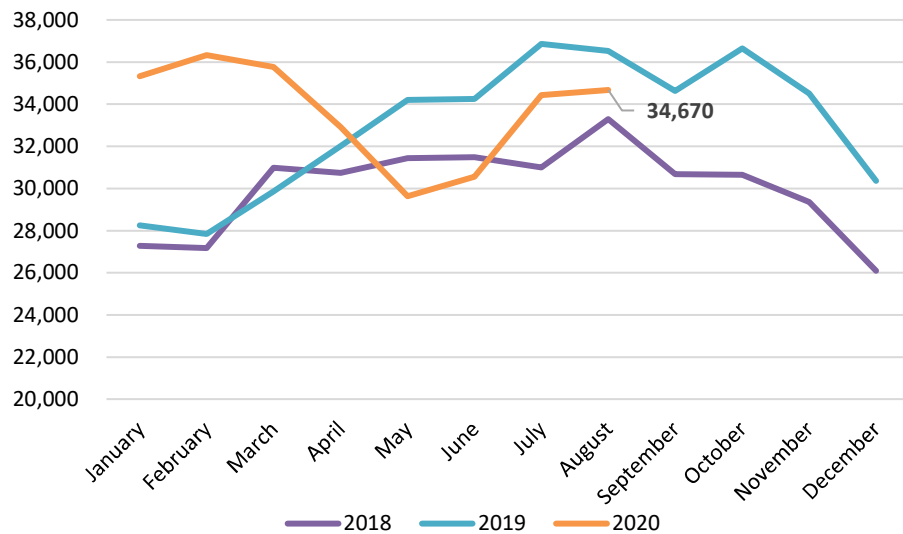


SD Continued Claims for Reemployment Assistance

(weekly claims by calendar year)

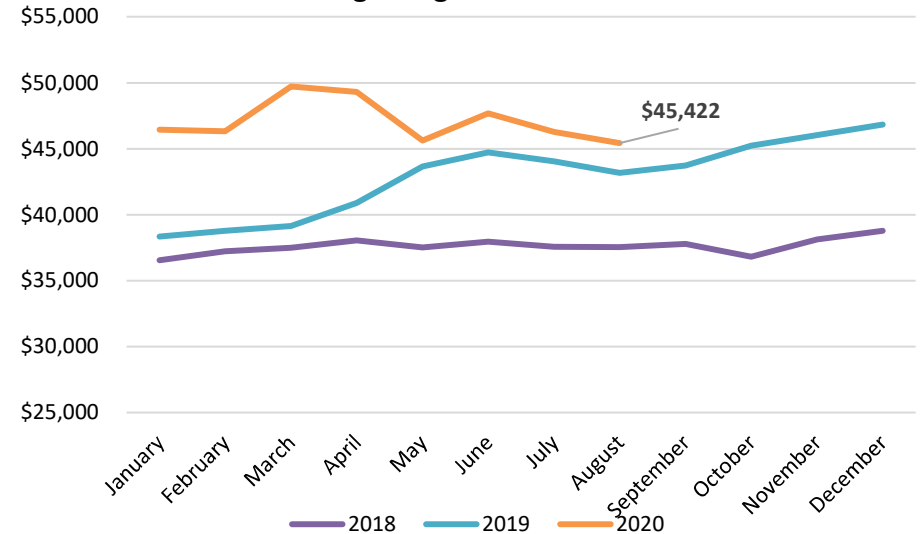


Monthly Statewide Job Openings Advertised Online



Source: Online advertised jobs data, virtual labor market data system, Labor Market Information Center, SD Department of Labor and Regulation. (Jobs de-duplication Level 2).

Average Wage of Posted Jobs

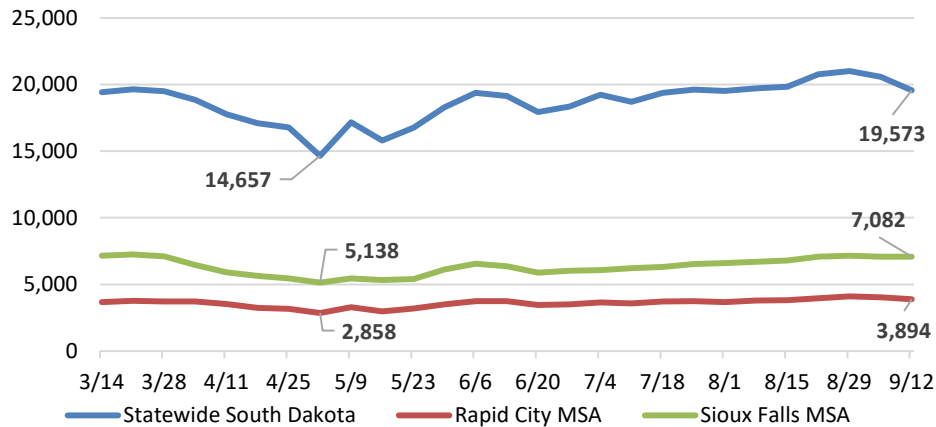


Source: Online advertised jobs data, virtual labor market data system, Labor Market Information Center, SD Department of Labor and Regulation. (Jobs de-duplication Level 2).

South Dakota Bureau of Finance and Management

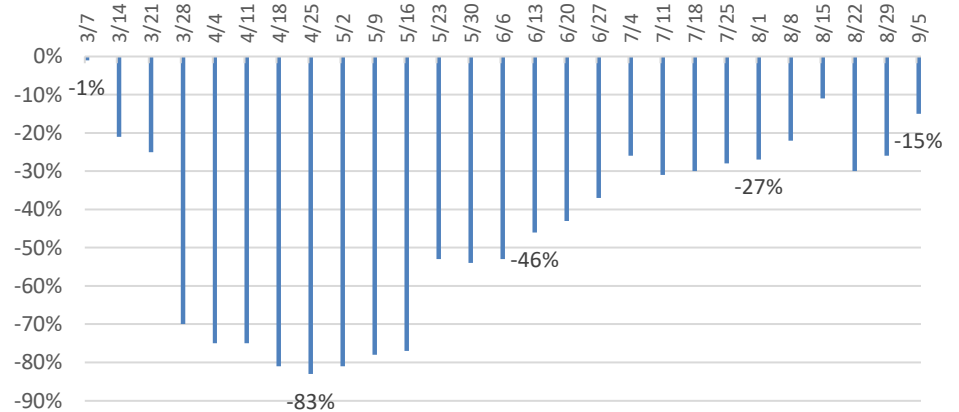
COVID-19 Weekly Economic Metrics

Weekly Job Openings Advertised Online (2020)



Source: Online advertised jobs data, virtual labor market data system, Labor Market Information Center, SD Department

Weekly Estimated Travel Spending in South Dakota: Year over Year Percent Change



Source: Tourism Economics/U.S. Travel Association

South Dakota Traffic Trends

	Mar.	Apr.	May	June	Jul.	Aug.	Sep.
State Highways	-14%	-36%	-20%	-9%	-3%	-1%	-1%
Rural Interstate	-13%	-40%	-25%	-11%	-5%	-2%	2%
Rural Non Interstate	-11%	-33%	-12%	-6%	-2%	1%	7%
Urban	-15%	-34%	-19%	-8%	-2%	-2%	-5%

DISCLAIMER: The traffic statistics provide a general overview of trends from 38 permanent counters located throughout the state. Because of the relatively small sample, actual and site specific traffic may vary from these results.

Video Lottery Net Machine Income: Weekly

