

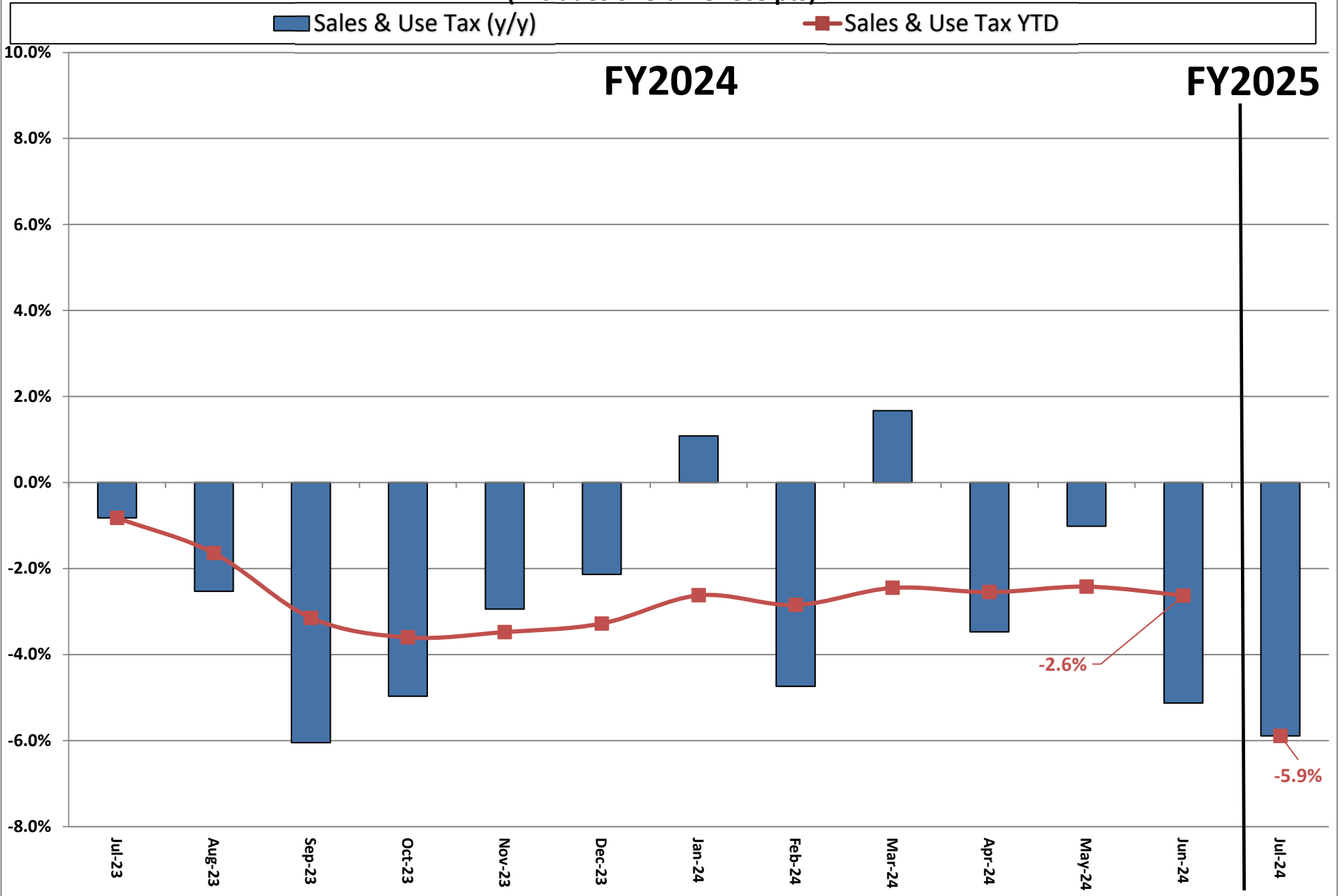
**Actual Revenue FY2024 vs. Actual Revenue FY2025
JULY FY2025 Comparison**

	Actual JULY FY2024	Actual JULY FY2025	DOLLAR CHANGE	PERCENT CHANGE
ONGOING RECEIPTS				
Net Sales and Use Tax (excl. cost of admin)	138,664,887	130,498,567	(8,166,319)	-5.9%
Lottery	13,515,546	13,006,325	(509,222)	-3.8%
Net Contractor's Excise Tax	21,753,202	20,129,472	(1,623,730)	-7.5%
Insurance Company Tax	13,981,094	22,093,242	8,112,147	58.0%
Unclaimed Property Receipts	(2,317,414)	(2,814,811)	(497,397)	N/A
Licenses, Permits, and Fees	850,767	1,050,520	199,753	23.5%
Tobacco Taxes	4,296,010	3,901,134	(394,876)	-9.2%
Trust Funds	33,665,904	35,309,002	1,643,097	4.9%
Net Transfers In (excluding one-time)	7,890,626	8,625,861	735,235	9.3%
Alcohol Beverage Tax	19,131	3,571	(15,560)	-81.3%
Bank Franchise Tax	91,218	114,241	23,023	25.2%
Charges for Goods and Services	833,743	937,338	103,596	12.4%
Telecommunications Tax	-	-	0	N/A
Severance Taxes	-	350,792	350,792	N/A
Investment Income and Interest	2,549	649	(1,900)	-74.6%
Alcohol Beverage 2% Wholesale Tax	-	294,757	294,757	N/A
SUBTOTAL (ONGOING RECEIPTS)	\$ 233,247,263	\$ 233,500,660	\$ 253,397	0.1%
ONE-TIME RECEIPTS				
One-Time Sales and Use Tax	9,726,426	-	(9,726,426)	-100.0%
Bank Franchise Tax Prior Year Revenue	135,680	4,895	(130,785)	-96.4%
SUBTOTAL (ONE-TIME RECEIPTS)	\$ 9,862,106	\$ 4,895	\$ (130,785)	-100.0%
GRAND TOTAL	\$ 243,109,369	\$ 233,505,555	\$ (9,603,814)	-4.0%

**Actual Revenue FY2024 vs. Actual Revenue FY2025
Year-To-Date Through JULY FY2025 Comparison**

	Actual JULY YTD FY2024	Actual JULY YTD FY2025	DOLLAR CHANGE	YTD GROWTH OVER FY2024
ONGOING RECEIPTS				
Net Sales and Use Tax (excl. cost of admin)	138,664,887	130,498,567	(8,166,319)	-5.9%
Lottery	13,515,546	13,006,325	(509,222)	-3.8%
Net Contractor's Excise Tax	21,753,202	20,129,472	(1,623,730)	-7.5%
Insurance Company Tax	13,981,094	22,093,242	8,112,147	58.0%
Unclaimed Property Receipts	(2,317,414)	(2,814,811)	(497,397)	N/A
Licenses, Permits, and Fees	850,767	1,050,520	199,753	23.5%
Tobacco Taxes	4,296,010	3,901,134	(394,876)	-9.2%
Trust Funds	33,665,904	35,309,002	1,643,097	4.9%
Net Transfers In (excluding one-time)	7,890,626	8,625,861	735,235	9.3%
Alcohol Beverage Tax	19,131	3,571	(15,560)	-81.3%
Bank Franchise Tax	91,218	114,241	23,023	25.2%
Charges for Goods and Services	833,743	937,338	103,596	12.4%
Telecommunications Tax	-	-	0	N/A
Severance Taxes	-	350,792	350,792	N/A
Investment Income and Interest	2,549	649	(1,900)	-74.6%
Alcohol Beverage 2% Wholesale Tax	-	294,757	294,757	N/A
SUBTOTAL (ONGOING RECEIPTS)	\$ 233,247,263	\$ 233,500,660	\$ 253,397	0.1%
ONE-TIME RECEIPTS				
One-Time Sales and Use Tax	9,726,426	-	(9,726,426)	-100.0%
Bank Franchise Tax Prior Year Revenue	135,680	4,895	(130,785)	-96.4%
SUBTOTAL (ONE-TIME RECEIPTS)	\$ 9,862,106	\$ 4,895	\$ (9,857,210)	-100.0%
GRAND TOTAL	\$ 243,109,369	\$ 233,505,555	\$ (9,603,814)	-4.0%

Ongoing State Sales and Use Tax (Excludes one-time receipts)



**Legislative Adopted FY2025 Estimate (Feb. 2024) vs. Actual Revenues
JULY FY2025 Comparison**

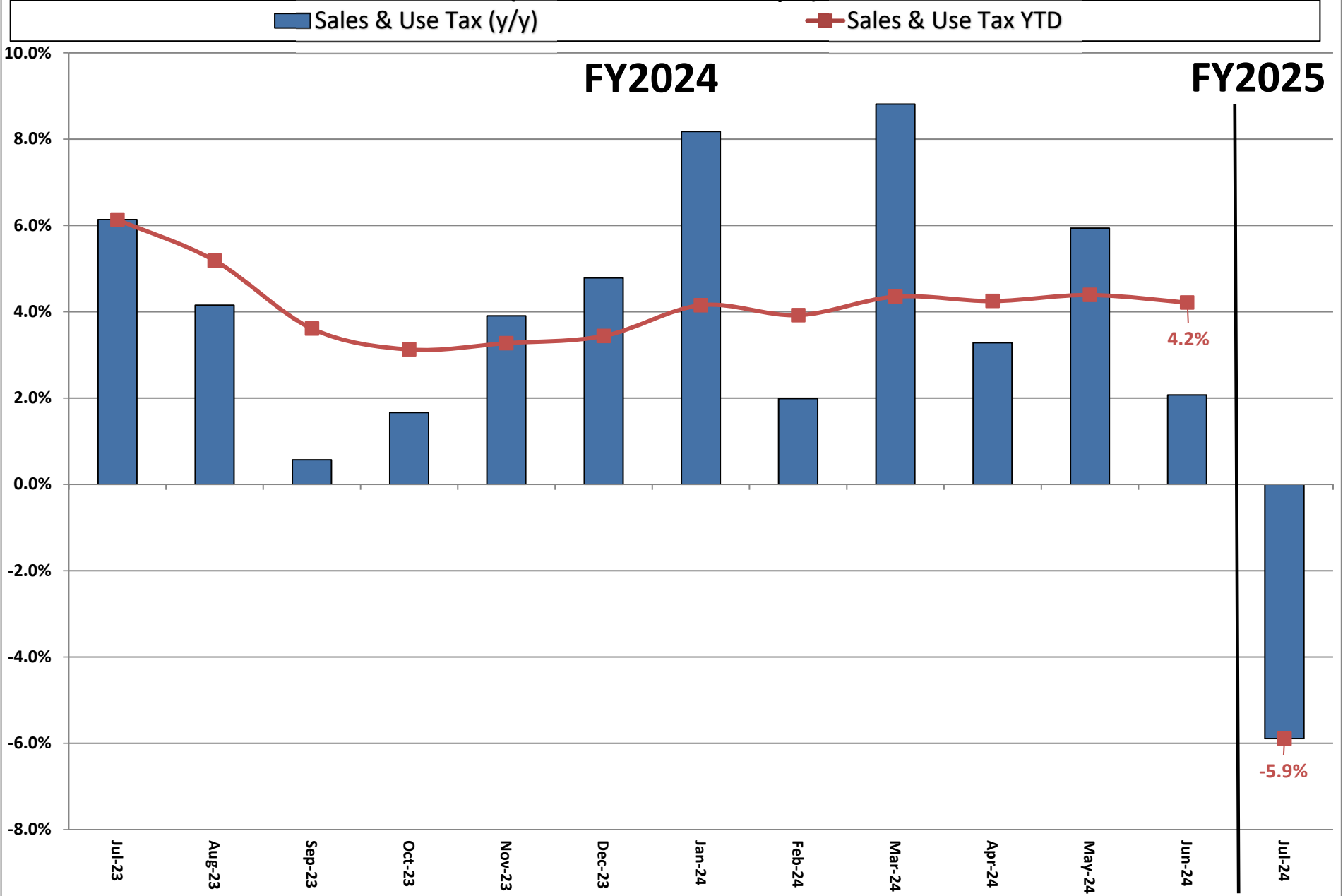
	Leg. Adopted JULY FY2025	Actual JULY FY2025	DOLLAR CHANGE	PERCENT CHANGE
ONGOING RECEIPTS				
Net Sales and Use Tax (excl. cost of admin)	137,287,153	130,498,567	(6,788,585)	-4.9%
Lottery	13,004,998	13,006,325	1,326	0.0%
Net Contractor's Excise Tax	21,481,101	20,129,472	(1,351,629)	-6.3%
Insurance Company Tax	20,227,856	22,093,242	1,865,386	9.2%
Unclaimed Property Receipts	(1,740,257)	(2,814,811)	(1,074,554)	N/A
Licenses, Permits, and Fees	843,367	1,050,520	207,153	24.6%
Tobacco Taxes	4,534,094	3,901,134	(632,959)	-14.0%
Trust Funds	35,309,002	35,309,002	0	0.0%
Net Transfers In (excluding one-time)	8,564,045	8,625,861	61,816	0.7%
Alcohol Beverage Tax	17,924	3,571	(14,353)	-80.1%
Bank Franchise Tax	352,754	114,241	(238,514)	-67.6%
Charges for Goods and Services	1,024,833	937,338	(87,495)	-8.5%
Telecommunications Tax	-	-	0	N/A
Severance Taxes	1,332,812	350,792	(982,020)	-73.7%
Investment Income and Interest	15,388	649	(14,740)	-95.8%
Alcohol Beverage 2% Wholesale Tax	237,049	294,757	57,708	24.3%
TOTAL (ONGOING RECEIPTS)	\$ 242,492,119	\$ 233,500,660	\$ (8,991,459)	-3.7%
ONE-TIME RECEIPTS				
Bank Franchise Tax Prior Year Revenue	-	4,895	4,895	N/A
SUBTOTAL (ONE-TIME RECEIPTS)	\$ 0	\$ 4,895	\$ 4,895	N/A
GRAND TOTAL	\$ 242,492,119	\$ 233,505,555	\$ (8,986,564)	-3.7%

**Legislative Adopted FY2025 Estimate (Feb. 2024) vs. Actual Revenues
Year-to-Date Through JULY FY2025 Comparison**

	Leg. Adopted JULY YTD FY2025	Actual JULY YTD FY2025	DOLLAR CHANGE	YTD % Chg. Actual/Adopt Comparison
ONGOING RECEIPTS				
Net Sales and Use Tax (excl. cost of admin)	137,287,153	130,498,567	(6,788,585)	-4.9%
Lottery	13,004,998	13,006,325	1,326	0.0%
Net Contractor's Excise Tax	21,481,101	20,129,472	(1,351,629)	-6.3%
Insurance Company Tax	20,227,856	22,093,242	1,865,386	9.2%
Unclaimed Property Receipts	(1,740,257)	(2,814,811)	(1,074,554)	N/A
Licenses, Permits, and Fees	843,367	1,050,520	207,153	24.6%
Tobacco Taxes	4,534,094	3,901,134	(632,959)	-14.0%
Trust Funds	35,309,002	35,309,002	0	0.0%
Net Transfers In (excluding one-time)	8,564,045	8,625,861	61,816	0.7%
Alcohol Beverage Tax	17,924	3,571	(14,353)	-80.1%
Bank Franchise Tax	352,754	114,241	(238,514)	-67.6%
Charges for Goods and Services	1,024,833	937,338	(87,495)	-8.5%
Telecommunications Tax	-	-	0	N/A
Severance Taxes	1,332,812	350,792	(982,020)	-73.7%
Investment Income and Interest	15,388	649	(14,740)	-95.8%
Alcohol Beverage 2% Wholesale Tax	237,049	294,757	57,708	24.3%
SUBTOTAL (ONGOING RECEIPTS)	\$ 242,492,119	\$ 233,500,660	\$ (8,991,459)	-3.7%
ONE-TIME RECEIPTS				
Bank Franchise Tax Prior Year Revenue	-	4,895	4,895.11	N/A
SUBTOTAL (ONE-TIME RECEIPTS)	\$ 0	\$ 4,895	\$ 4,895	N/A
GRAND TOTAL	\$ 242,492,119	\$ 233,505,555	\$ (8,986,564)	-3.7%

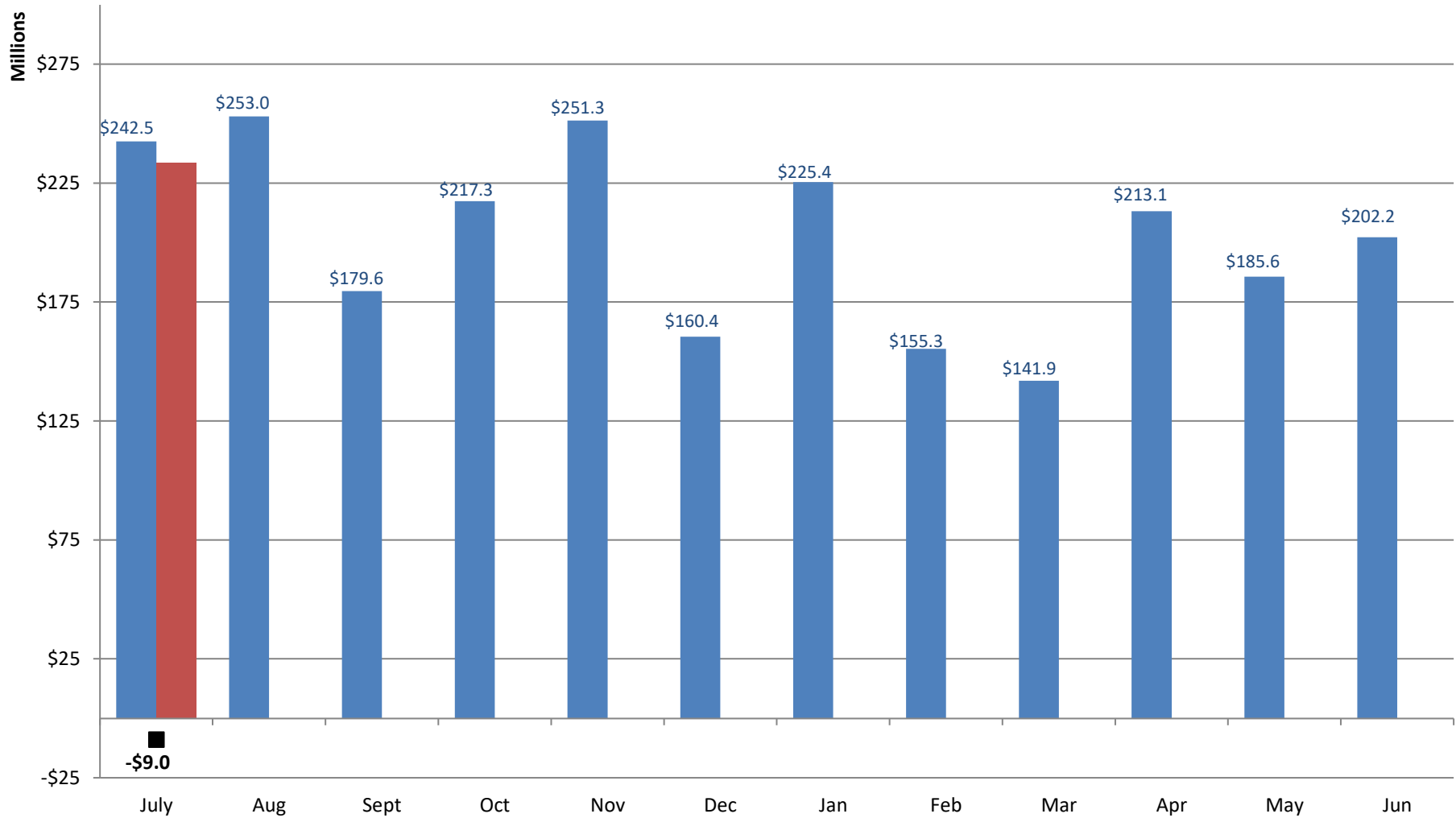
Ongoing State Sales and Use Tax (RATE ADJUSTED)

(Excludes one-time receipts)



Legislative Adopted FY2025 vs. Actual FY2025 Receipts

■ Leg. Adopted FY2025 Receipts ■ Actual FY2025 Receipts ■ Actual vs. Adopted



Through 1 month, total receipts were \$9.0 million LESS than the Legislative Adopted FY2025 estimate.