

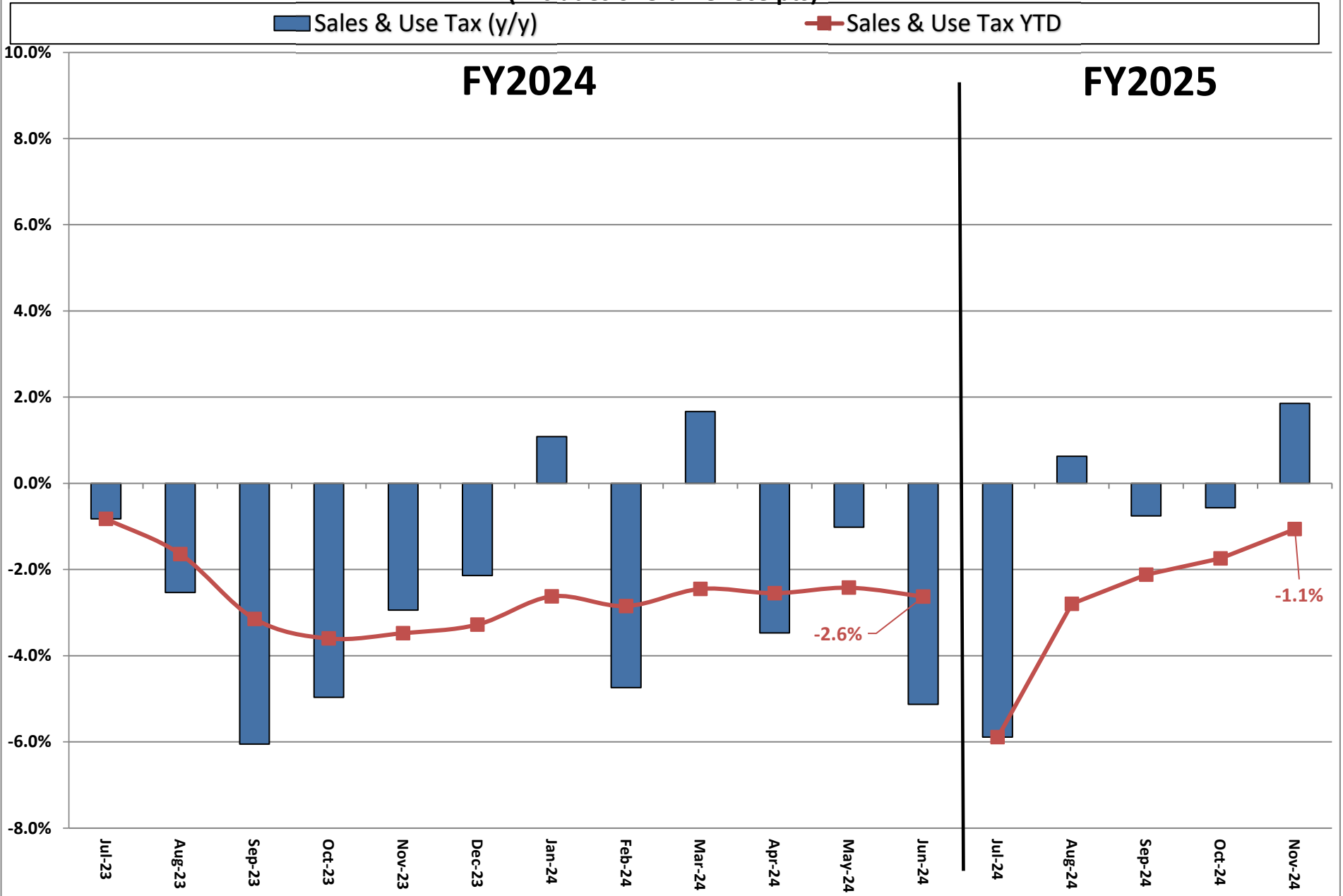
**Actual Revenue FY2024 vs. Actual Revenue FY2025
NOVEMBER FY2025 Comparison**

	Actual NOVEMBER FY2024	Actual NOVEMBER FY2025	DOLLAR CHANGE	PERCENT CHANGE
ONGOING RECEIPTS				
Net Sales and Use Tax (excl. cost of admin)	121,492,423	123,749,434	2,257,011	1.9%
Lottery	13,564,129	14,482,886	918,757	6.8%
Net Contractor's Excise Tax	21,214,691	21,384,798	170,107	0.8%
Insurance Company Tax	3,369,244	8,167,125	4,797,881	142.4%
Unclaimed Property Receipts	99,513,497	124,467,752	24,954,255	25.1%
Licenses, Permits, and Fees	472,314	521,991	49,677	10.5%
Tobacco Taxes	3,599,468	3,140,981	(458,487)	-12.7%
Trust Funds	-	-	0	N/A
Net Transfers In (excluding one-time)	1,101,611	726,054	(375,557)	-34.1%
Alcohol Beverage Tax	9,944	9,600	(344)	-3.5%
Bank Franchise Tax	1,671,271	438,206	(1,233,065)	-73.8%
Charges for Goods and Services	1,113,349	1,257,935	144,586	13.0%
Telecommunications Tax	195,082	193,922	(1,160)	-0.6%
Severance Taxes	212	5,389,387	5,389,176	2547832.6%
Investment Income and Interest	2,604	651	(1,953)	-75.0%
Alcohol Beverage 2% Wholesale Tax	242,782	260,351	17,568	7.2%
SUBTOTAL (ONGOING RECEIPTS)	\$ 267,562,621	\$ 304,191,072	\$ 36,628,451	13.7%
ONE-TIME RECEIPTS				
Bank Franchise Tax Prior Year Revenue	13,546	162,294	148,748	1098.1%
One-Time Unclaimed Property	-	167,664,409	167,664,409	N/A
SUBTOTAL (ONE-TIME RECEIPTS)	\$ 13,546	\$ 167,826,703	\$ 167,813,157	1238872.1%
GRAND TOTAL	\$ 267,576,166	\$ 472,017,774	\$ 204,441,608	76.4%

**Actual Revenue FY2024 vs. Actual Revenue FY2025
Year-To-Date Through NOVEMBER FY2025 Comparison**

	Actual NOVEMBER YTD FY2024	Actual NOVEMBER YTD FY2025	DOLLAR CHANGE	YTD GROWTH OVER FY2024
ONGOING RECEIPTS				
Net Sales and Use Tax (excl. cost of admin)	644,003,283	637,170,196	(6,833,087)	-1.1%
Lottery	73,002,923	74,148,539	1,145,616	1.6%
Net Contractor's Excise Tax	105,019,703	102,591,198	(2,428,505)	-2.3%
Insurance Company Tax	50,647,813	56,357,186	5,709,373	11.3%
Unclaimed Property Receipts	143,641,686	113,449,430	(30,192,256)	-21.0%
Licenses, Permits, and Fees	13,957,708	2,046,224	(11,911,484)	-85.3%
Tobacco Taxes	21,231,329	20,345,576	(885,754)	-4.2%
Trust Funds	33,665,904	35,309,002	1,643,097	4.9%
Net Transfers In (excluding one-time)	13,657,537	13,235,882	(421,655)	-3.1%
Alcohol Beverage Tax	2,513,586	2,463,517	(50,070)	-2.0%
Bank Franchise Tax	3,364,930	4,005,241	640,312	19.0%
Charges for Goods and Services	5,179,902	5,037,714	(142,187)	-2.7%
Telecommunications Tax	747,239	732,061	(15,178)	-2.0%
Severance Taxes	5,309,826	8,194,627	2,884,801	54.3%
Investment Income and Interest	48,965,817	95,892,631	46,926,814	95.8%
Alcohol Beverage 2% Wholesale Tax	1,302,746	1,300,112	(2,634)	-0.2%
SUBTOTAL (ONGOING RECEIPTS)	\$ 1,166,211,932	\$ 1,172,279,136	\$ 6,067,204	0.5%
ONE-TIME RECEIPTS				
One-Time Sales and Use Tax	9,726,426	-	(9,726,426)	-100.0%
Bank Franchise Tax Prior Year Revenue	1,764,774	216,984	(1,547,790)	-87.7%
One-Time Unclaimed Property	-	167,664,409	167,664,409	N/A
SUBTOTAL (ONE-TIME RECEIPTS)	\$ 11,491,200	\$ 167,881,393	\$ 156,390,193	1361.0%
GRAND TOTAL	\$ 1,177,703,132	\$ 1,340,160,529	\$ 162,457,397	13.8%

Ongoing State Sales and Use Tax (Excludes one-time receipts)



**Legislative Adopted FY2025 Estimate (Feb. 2024) vs. Actual Revenues
NOVEMBER FY2025 Comparison**

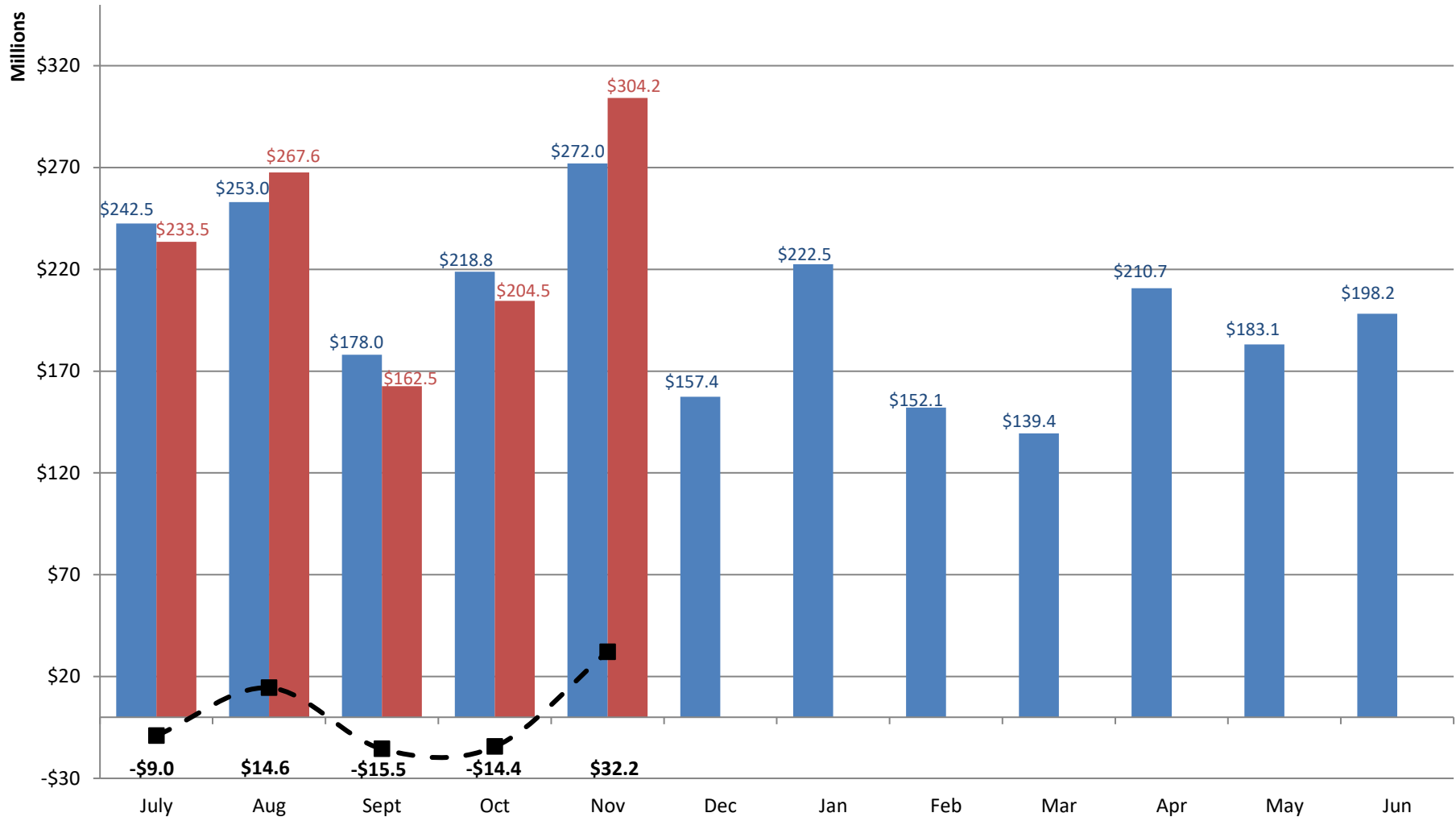
	Leg. Adopted NOVEMBER FY2025	Actual NOVEMBER FY2025	DOLLAR CHANGE	PERCENT CHANGE
ONGOING RECEIPTS				
Net Sales and Use Tax (excl. cost of admin)	125,648,547	123,749,434	(1,899,114)	-1.5%
Lottery	13,803,832	14,482,886	679,054	4.9%
Net Contractor's Excise Tax	21,519,451	21,384,798	(134,654)	-0.6%
Insurance Company Tax	6,792,989	8,167,125	1,374,136	20.2%
Unclaimed Property Receipts	94,775,379	124,467,752	29,692,373	31.3%
Licenses, Permits, and Fees	1,109,895	521,991	(587,904)	-53.0%
Tobacco Taxes	3,522,610	3,140,981	(381,629)	-10.8%
Trust Funds	-	-	0	N/A
Net Transfers In (excluding one-time)	1,125,413	726,054	(399,359)	-35.5%
Alcohol Beverage Tax	11,481	9,600	(1,881)	-16.4%
Bank Franchise Tax	1,254,787	438,206	(816,582)	-65.1%
Charges for Goods and Services	1,002,359	1,257,935	255,576	25.5%
Telecommunications Tax	187,773	193,922	6,148	3.3%
Severance Taxes	908,266	5,389,387	4,481,121	493.4%
Investment Income and Interest	48,488	651	(47,837)	-98.7%
Alcohol Beverage 2% Wholesale Tax	265,175	260,351	(4,824)	-1.8%
TOTAL (ONGOING RECEIPTS)	\$ 271,976,447	\$ 304,191,072	\$ 32,214,624	11.8%
ONE-TIME RECEIPTS				
One-Time Unclaimed Property	-	167,664,409	167,664,409	N/A
Bank Franchise Tax Prior Year Revenue	-	162,294	162,294	N/A
SUBTOTAL (ONE-TIME RECEIPTS)	\$ 0	\$ 167,826,703	\$ 167,826,703	N/A
GRAND TOTAL	\$ 271,976,447	\$ 472,017,774	\$ 200,041,327	73.6%

**Legislative Adopted FY2025 Estimate (Feb. 2024) vs. Actual Revenues
Year-to-Date Through NOVEMBER FY2025 Comparison**

	Leg. Adopted NOVEMBER YTD FY2025	Actual NOVEMBER YTD FY2025	DOLLAR CHANGE	YTD % Chg. Actual/Adopt Comparison
ONGOING RECEIPTS				
Net Sales and Use Tax (excl. cost of admin)	661,703,022	637,170,196	(24,532,826)	-3.7%
Lottery	72,340,152	74,148,539	1,808,387	2.5%
Net Contractor's Excise Tax	108,554,156	102,591,198	(5,962,958)	-5.5%
Insurance Company Tax	56,904,288	56,357,186	(547,101)	-1.0%
Unclaimed Property Receipts	89,421,100	113,449,430	24,028,330	26.9%
Licenses, Permits, and Fees	14,834,745	2,046,224	(12,788,521)	-86.2%
Tobacco Taxes	20,854,615	20,345,576	(509,040)	-2.4%
Trust Funds	35,309,002	35,309,002	0	0.0%
Net Transfers In (excluding one-time)	12,916,855	13,235,882	319,027	2.5%
Alcohol Beverage Tax	2,552,910	2,463,517	(89,393)	-3.5%
Bank Franchise Tax	2,716,102	4,005,241	1,289,139	47.5%
Charges for Goods and Services	5,270,195	5,037,714	(232,481)	-4.4%
Telecommunications Tax	741,305	732,061	(9,244)	-1.2%
Severance Taxes	5,497,096	8,194,627	2,697,531	49.1%
Investment Income and Interest	73,446,065	95,892,631	22,446,566	30.6%
Alcohol Beverage 2% Wholesale Tax	1,290,652	1,300,112	9,459	0.7%
SUBTOTAL (ONGOING RECEIPTS)	\$ 1,164,352,260	\$ 1,172,279,136	\$ 7,926,876	0.7%
ONE-TIME RECEIPTS				
Bank Franchise Tax Prior Year Revenue	-	216,984	216,984	N/A
One-Time Unclaimed Property	-	167,664,409	167,664,409	N/A
SUBTOTAL (ONE-TIME RECEIPTS)	\$ 0	\$ 167,881,393	\$ 167,881,393	N/A
GRAND TOTAL	\$ 1,164,352,260	\$ 1,340,160,529	\$ 175,808,269	15.1%

Legislative Adopted FY2025 vs. Actual FY2025 Receipts

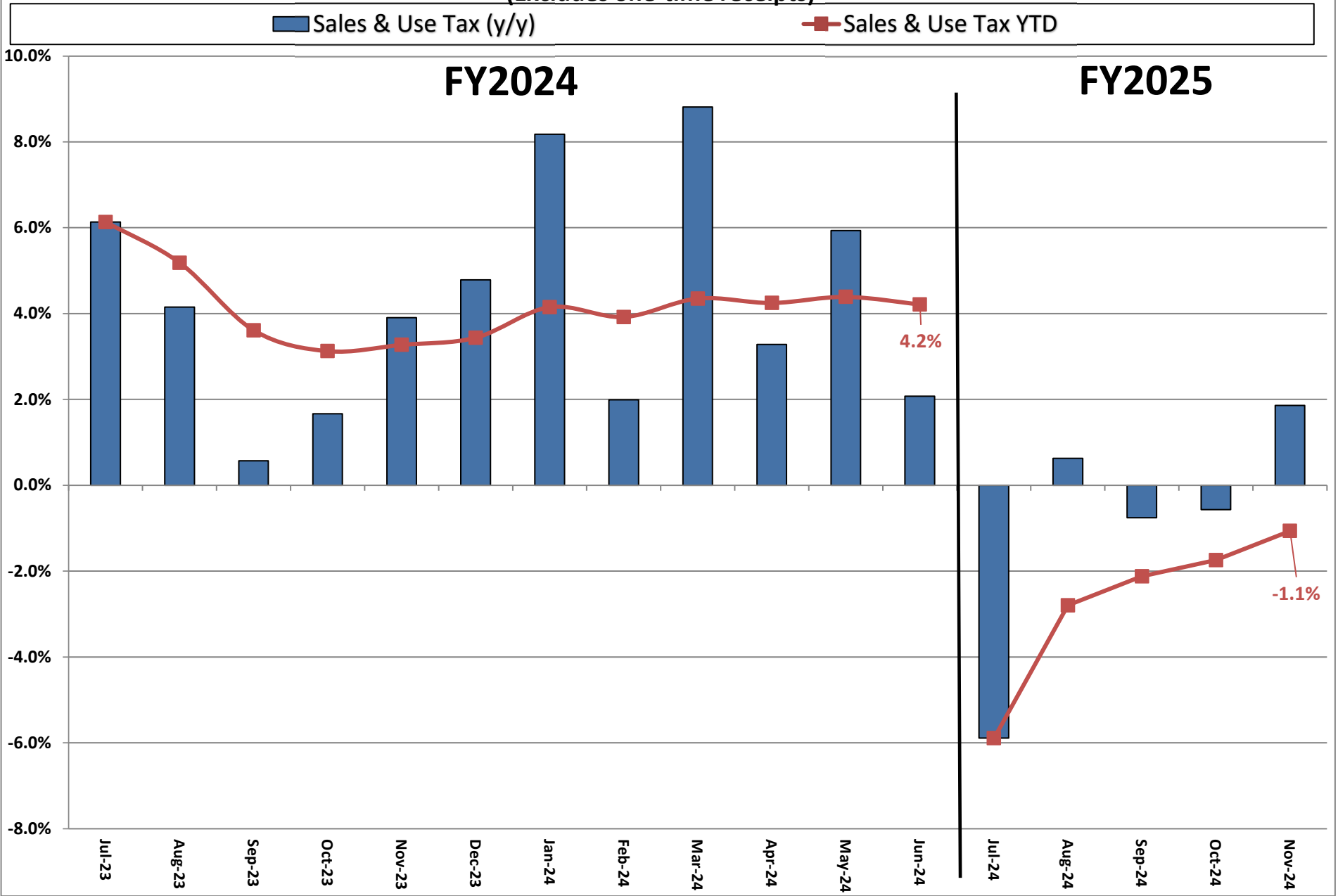
■ Leg. Adopted FY2025 Receipts
 ■ Actual FY2025 Receipts
 -■- Actual vs. Adopted



Through 5 months, total ongoing receipts were \$7.9 million MORE than the Legislative Adopted FY2025 estimate.

Ongoing State Sales and Use Tax (RATE ADJUSTED)

(Excludes one-time receipts)



**Governor's Revised FY2025 Estimate (Nov. 2024) vs. Actual Revenues
NOVEMBER FY2025 Comparison**

	Gov. Revised NOVEMBER FY2025	Actual NOVEMBER FY2025	DOLLAR CHANGE	MTD % Chg. Actual/Revised Comparison
ONGOING RECEIPTS				
Net Sales and Use Tax (excl. cost of admin)	124,106,388	123,749,434	(356,954)	-0.3%
Lottery	13,636,221	14,482,886	846,665	6.2%
Net Contractor's Excise Tax	20,708,700	21,384,798	676,097	3.3%
Insurance Company Tax	8,361,330	8,167,125	(194,205)	-2.3%
Unclaimed Property Receipts	123,153,206	124,467,752	1,314,546	1.1%
Licenses, Permits, and Fees	1,269,241	521,991	(747,250)	-58.9%
Tobacco Taxes	3,477,429	3,140,981	(336,448)	-9.7%
Trust Funds	-	-	0	N/A
Net Transfers In (excluding one-time)	1,220,592	726,054	(494,538)	-40.5%
Alcohol Beverage Tax	11,364	9,600	(1,764)	-15.5%
Bank Franchise Tax	888,970	438,206	(450,764)	-50.7%
Charges for Goods and Services	1,008,927	1,257,935	249,009	24.7%
Telecommunications Tax	174,277	193,922	19,645	11.3%
Severance Taxes	3,705,198	5,389,387	1,684,189	45.5%
Investment Income and Interest	14,824	651	(14,173)	-95.6%
Alcohol Beverage 2% Wholesale Tax	262,654	260,351	(2,304)	-0.9%
TOTAL (ONGOING RECEIPTS)	\$ 301,999,321	\$ 304,191,072	\$ 2,191,751	0.7%
ONE-TIME RECEIPTS				
Bank Franchise Tax Prior Year Revenue	-	162,294	162,294	N/A
One-Time Unclaimed Property	167,664,409	167,664,409	0	0.0%
SUBTOTAL (ONE-TIME RECEIPTS)	\$ 167,664,409	\$ 167,826,703	\$ 162,294	N/A
GRAND TOTAL	\$ 469,663,730	\$ 472,017,774	\$ 2,354,045	0.5%

NOTES

**Governor's Revised FY2025 Estimate (Nov. 2024) vs. Actual Revenues
Year-To-Date Through NOVEMBER FY2025 Comparison**

	Gov. Revised NOVEMBER YTD FY2025	Actual NOVEMBER YTD FY2025	DOLLAR CHANGE	YTD % Chg. Actual/Revised Comparison
ONGOING RECEIPTS				
Net Sales and Use Tax (excl. cost of admin)	637,527,150	637,170,196	(356,954)	-0.1%
Lottery	73,301,874	74,148,539	846,665	1.2%
Net Contractor's Excise Tax	101,915,100	102,591,198	676,097	0.7%
Insurance Company Tax	56,551,392	56,357,186	(194,205)	-0.3%
Unclaimed Property Receipts	112,134,884	113,449,430	1,314,546	1.2%
Licenses, Permits, and Fees	2,793,474	2,046,224	(747,250)	-26.7%
Tobacco Taxes	20,682,023	20,345,576	(336,448)	-1.6%
Trust Funds	35,309,002	35,309,002	0	0.0%
Net Transfers In (excluding one-time)	13,730,420	13,235,882	(494,538)	-3.6%
Alcohol Beverage Tax	2,465,281	2,463,517	(1,764)	-0.1%
Bank Franchise Tax	4,456,005	4,005,241	(450,764)	-10.1%
Charges for Goods and Services	4,788,706	5,037,714	249,009	5.2%
Telecommunications Tax	712,416	732,061	19,645	2.8%
Severance Taxes	6,510,438	8,194,627	1,684,189	25.9%
Investment Income and Interest	95,906,805	95,892,631	(14,173)	0.0%
Alcohol Beverage 2% Wholesale Tax	1,302,415	1,300,112	(2,304)	-0.2%
SUBTOTAL (ONGOING RECEIPTS)	\$ 1,170,087,385	\$ 1,172,279,136	\$ 2,191,751	0.2%
ONE-TIME RECEIPTS				
Bank Franchise Tax Prior Year Revenue	54,690	216,984	162,294	296.8%
One-Time Unclaimed Property	167,664,409	167,664,409	0	0.0%
SUBTOTAL (ONE-TIME RECEIPTS)	\$ 167,719,099	\$ 167,881,393	\$ 162,294	0.1%
GRAND TOTAL	\$ 1,337,806,484	\$ 1,340,160,529	\$ 2,354,045	0.2%