

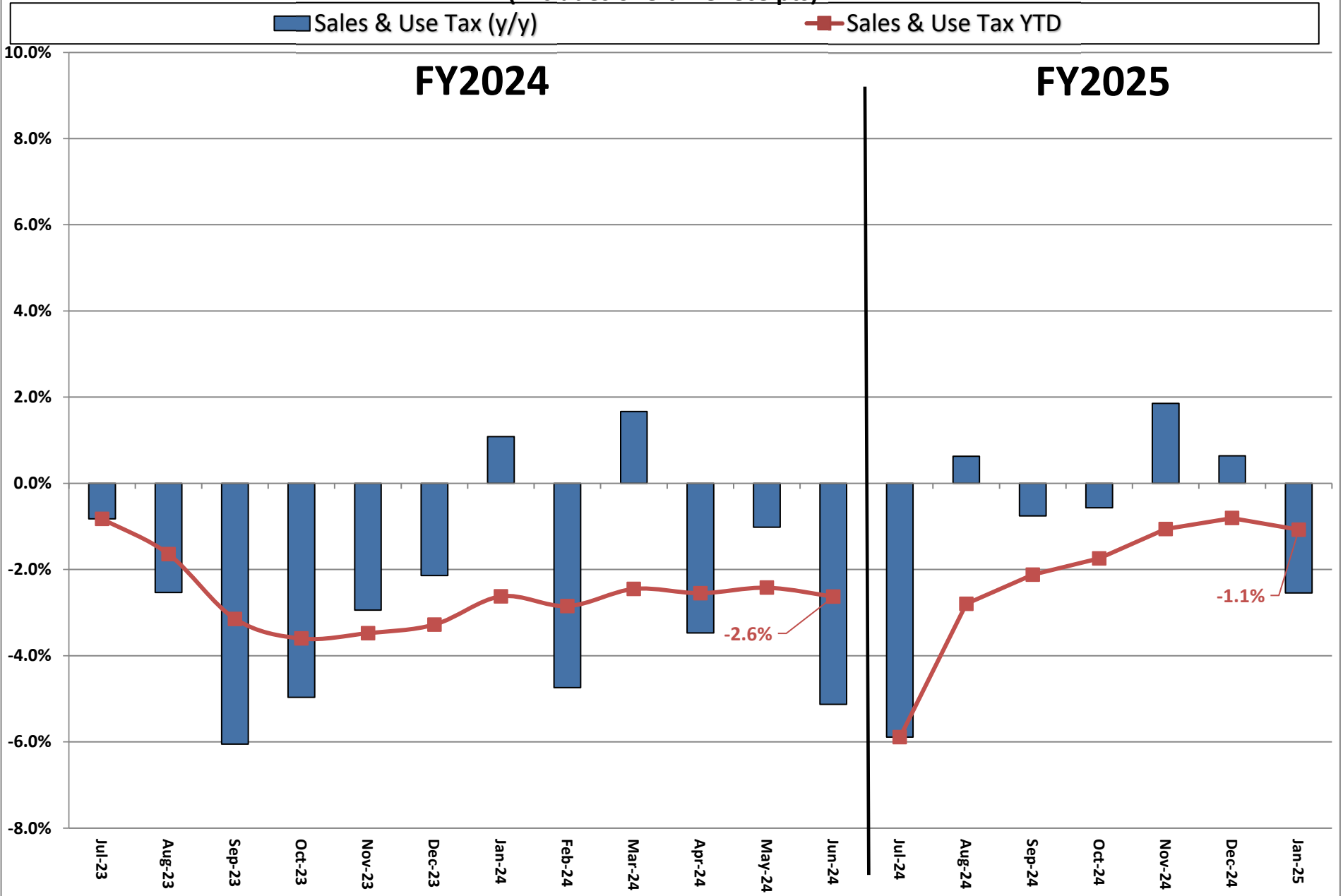
**Actual Revenue FY2024 vs. Actual Revenue FY2025
JANUARY FY2025 Comparison**

	Actual JANUARY FY2024	Actual JANUARY FY2025	DOLLAR CHANGE	PERCENT CHANGE
ONGOING RECEIPTS				
Net Sales and Use Tax (excl. cost of admin)	140,123,106	136,562,600	(3,560,506)	-2.5%
Lottery	13,114,548	13,846,043	731,495	5.6%
Net Contractor's Excise Tax	22,312,787	22,714,196	401,409	1.8%
Insurance Company Tax	22,839,138	13,385,700	(9,453,439)	-41.4%
Unclaimed Property Receipts	(5,629,395)	-	5,629,395	N/A
Licenses, Permits, and Fees	10,978,618	27,217,919	16,239,301	147.9%
Tobacco Taxes	3,818,516	3,557,498	(261,018)	-6.8%
Trust Funds	-	-	0	N/A
Net Transfers In (excluding one-time)	1,171,548	1,641,792	470,244	40.1%
Alcohol Beverage Tax	2,343,561	2,231,720	(111,841)	-4.8%
Bank Franchise Tax	1,017,485	49,313	(968,172)	-95.2%
Charges for Goods and Services	1,555,626	1,467,471	(88,155)	-5.7%
Telecommunications Tax	113,224	170,598	57,375	50.7%
Severance Taxes	3,532,757	3,301,416	(231,341)	-6.5%
Investment Income and Interest	18,767	3,005	(15,762)	-84.0%
Alcohol Beverage 2% Wholesale Tax	278,622	290,898	12,275	4.4%
SUBTOTAL (ONGOING RECEIPTS)	\$ 217,588,909	\$ 226,440,169	\$ 8,851,261	4.1%
ONE-TIME RECEIPTS				
One-Time Sales and Use Tax	2,593,101	-	(2,593,101)	-100.0%
Bank Franchise Tax Prior Year Revenue	-	596,705	596,705	N/A
SUBTOTAL (ONE-TIME RECEIPTS)	\$ 2,593,101	\$ 596,705	\$ 596,705	-77.0%
GRAND TOTAL	\$ 220,182,010	\$ 227,036,875	\$ 6,854,865	3.1%

**Actual Revenue FY2024 vs. Actual Revenue FY2025
Year-To-Date Through JANUARY FY2025 Comparison**

	Actual JANUARY YTD FY2024	Actual JANUARY YTD FY2025	DOLLAR CHANGE	YTD GROWTH OVER FY2024
ONGOING RECEIPTS				
Net Sales and Use Tax (excl. cost of admin)	898,336,035	888,673,715	(9,662,320)	-1.1%
Lottery	99,707,120	101,256,006	1,548,885	1.6%
Net Contractor's Excise Tax	145,980,792	143,699,831	(2,280,961)	-1.6%
Insurance Company Tax	74,004,806	70,819,515	(3,185,291)	-4.3%
Unclaimed Property Receipts	144,509,851	110,788,682	(33,721,169)	-23.3%
Licenses, Permits, and Fees	25,264,669	39,071,784	13,807,114	54.6%
Tobacco Taxes	28,580,257	27,293,133	(1,287,123)	-4.5%
Trust Funds	33,665,904	35,309,002	1,643,097	4.9%
Net Transfers In (excluding one-time)	15,968,193	15,795,543	(172,649)	-1.1%
Alcohol Beverage Tax	4,871,009	4,706,628	(164,381)	-3.4%
Bank Franchise Tax	4,445,966	9,854,537	5,408,571	121.7%
Charges for Goods and Services	7,655,695	7,250,292	(405,403)	-5.3%
Telecommunications Tax	1,038,670	1,077,715	39,045	3.8%
Severance Taxes	8,843,879	11,497,963	2,654,084	30.0%
Investment Income and Interest	48,987,099	95,897,986	46,910,887	95.8%
Alcohol Beverage 2% Wholesale Tax	1,910,038	1,886,570	(23,469)	-1.2%
SUBTOTAL (ONGOING RECEIPTS)	\$ 1,543,769,982	\$ 1,564,878,901	\$ 21,108,919	1.4%
ONE-TIME RECEIPTS				
One-Time Sales and Use Tax	12,319,527	-	(12,319,527)	-100.0%
Bank Franchise Tax Prior Year Revenue	727,097	1,414,044	686,948	94.5%
One-Time Unclaimed Property	-	167,664,409	167,664,409	N/A
SUBTOTAL (ONE-TIME RECEIPTS)	\$ 13,046,624	\$ 169,078,453	\$ 156,031,830	1196.0%
GRAND TOTAL	\$ 1,556,816,606	\$ 1,733,957,355	\$ 177,140,748	11.4%

Ongoing State Sales and Use Tax (Excludes one-time receipts)



**Legislative Adopted FY2025 Estimate (Feb. 2024) vs. Actual Revenues
JANUARY FY2025 Comparison**

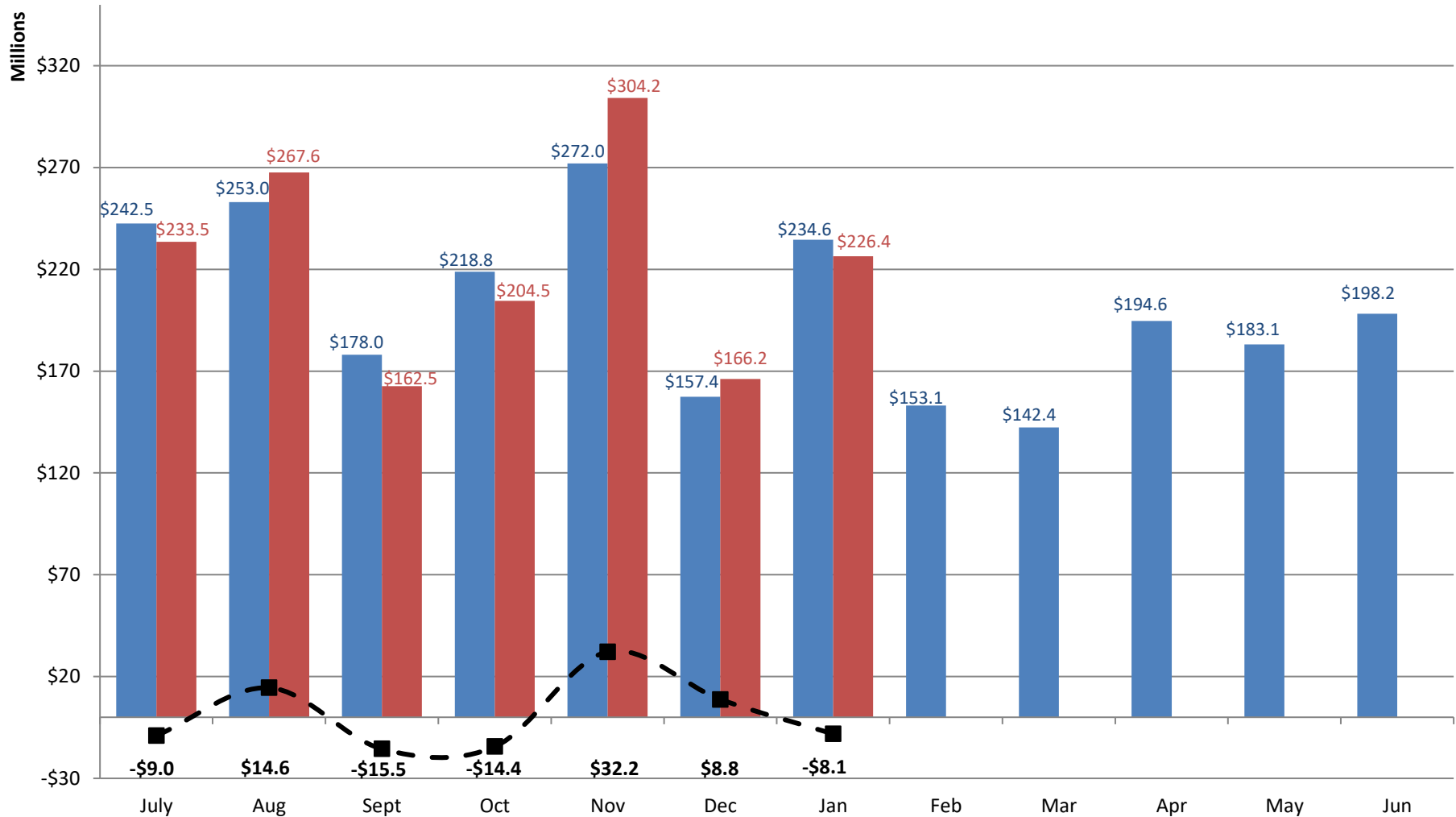
	Leg. Adopted JANUARY FY2025	Actual JANUARY FY2025	DOLLAR CHANGE	PERCENT CHANGE
ONGOING RECEIPTS				
Net Sales and Use Tax (excl. cost of admin)	142,961,419	136,562,600	(6,398,818)	-4.5%
Lottery	14,566,878	13,846,043	(720,835)	-4.9%
Net Contractor's Excise Tax	23,161,125	22,714,196	(446,929)	-1.9%
Insurance Company Tax	19,183,394	13,385,700	(5,797,694)	-30.2%
Unclaimed Property Receipts	(4,037,634)	-	4,037,634	N/A
Licenses, Permits, and Fees	26,950,154	27,217,919	267,764	1.0%
Tobacco Taxes	3,340,141	3,557,498	217,357	6.5%
Trust Funds	-	-	0	N/A
Net Transfers In (excluding one-time)	995,289	1,641,792	646,503	65.0%
Alcohol Beverage Tax	2,408,446	2,231,720	(176,726)	-7.3%
Bank Franchise Tax	1,224,937	49,313	(1,175,624)	-96.0%
Charges for Goods and Services	1,228,287	1,467,471	239,184	19.5%
Telecommunications Tax	172,291	170,598	(1,693)	-1.0%
Severance Taxes	2,128,902	3,301,416	1,172,514	55.1%
Investment Income and Interest	34,963	3,005	(31,958)	-91.4%
Alcohol Beverage 2% Wholesale Tax	266,990	290,898	23,908	9.0%
TOTAL (ONGOING RECEIPTS)	\$ 234,585,583	\$ 226,440,169	\$ (8,145,413)	-3.5%
ONE-TIME RECEIPTS				
Bank Franchise Tax Prior Year Revenue	-	596,705	596,705	N/A
SUBTOTAL (ONE-TIME RECEIPTS)	\$ 0	\$ 596,705	\$ 596,705	N/A
GRAND TOTAL	\$ 234,585,583	\$ 227,036,875	\$ (7,548,708)	-3.2%

Legislative Adopted FY2025 Estimate (Feb. 2024) vs. Actual Revenues
Year-to-Date Through JANUARY FY2025 Comparison

	Leg. Adopted JANUARY YTD FY2025	Actual JANUARY YTD FY2025	DOLLAR CHANGE	YTD % Chg. Actual/Adopt Comparison
ONGOING RECEIPTS				
Net Sales and Use Tax (excl. cost of admin)	924,582,664	888,673,715	(35,908,949)	-3.9%
Lottery	100,227,825	101,256,006	1,028,181	1.0%
Net Contractor's Excise Tax	150,779,889	143,699,831	(7,080,058)	-4.7%
Insurance Company Tax	76,646,799	70,819,515	(5,827,284)	-7.6%
Unclaimed Property Receipts	82,017,782	110,788,682	28,770,901	35.1%
Licenses, Permits, and Fees	42,662,114	39,071,784	(3,590,330)	-8.4%
Tobacco Taxes	27,979,215	27,293,133	(686,082)	-2.5%
Trust Funds	35,309,002	35,309,002	0	0.0%
Net Transfers In (excluding one-time)	14,755,644	15,795,543	1,039,899	7.0%
Alcohol Beverage Tax	4,969,161	4,706,628	(262,533)	-5.3%
Bank Franchise Tax	4,831,137	9,854,537	5,023,400	104.0%
Charges for Goods and Services	7,422,009	7,250,292	(171,717)	-2.3%
Telecommunications Tax	1,089,690	1,077,715	(11,974)	-1.1%
Severance Taxes	7,627,965	11,497,963	3,869,998	50.7%
Investment Income and Interest	73,520,757	95,897,986	22,377,229	30.4%
Alcohol Beverage 2% Wholesale Tax	1,890,275	1,886,570	(3,705)	-0.2%
SUBTOTAL (ONGOING RECEIPTS)	\$ 1,556,311,927	\$ 1,564,878,901	\$ 8,566,975	0.6%
ONE-TIME RECEIPTS				
Bank Franchise Tax Prior Year Revenue	-	1,414,044	1,414,044	N/A
One-Time Unclaimed Property	-	167,664,409	167,664,409	N/A
SUBTOTAL (ONE-TIME RECEIPTS)	\$ 0	\$ 169,078,453	\$ 169,078,453	N/A
GRAND TOTAL	\$ 1,556,311,927	\$ 1,733,957,355	\$ 177,645,428	11.4%

Legislative Adopted FY2025 vs. Actual FY2025 Receipts

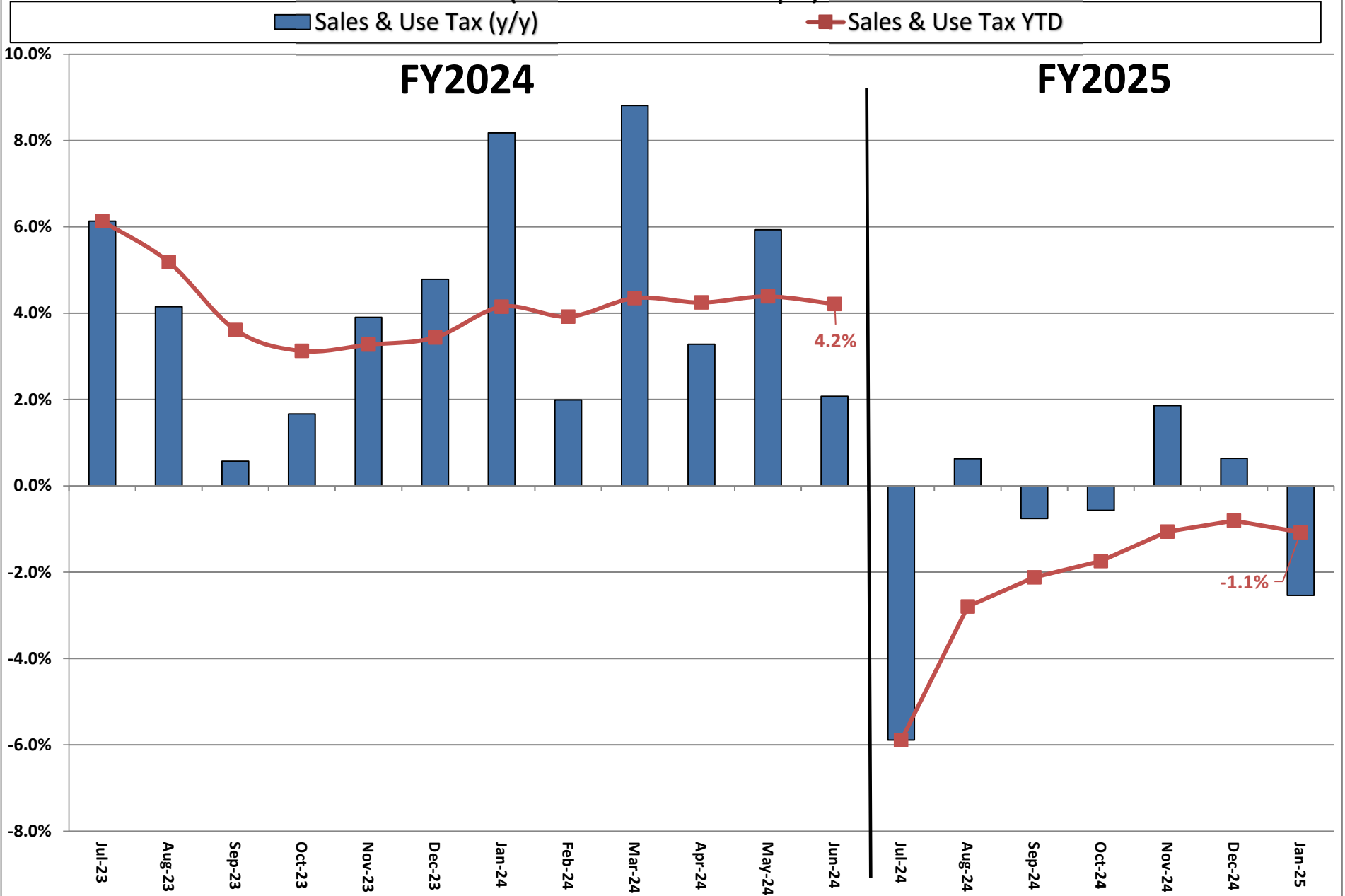
■ Leg. Adopted FY2025 Receipts
 ■ Actual FY2025 Receipts
 -■- Actual vs. Adopted



Through 7 months, total ongoing receipts were \$8.6 million MORE than the Legislative Adopted FY2025 estimate.

Ongoing State Sales and Use Tax (RATE ADJUSTED)

(Excludes one-time receipts)



**Governor's Revised FY2025 Estimate (Nov. 2024) vs. Actual Revenues
JANUARY FY2025 Comparison**

	Gov. Revised JANUARY FY2025	Actual JANUARY FY2025	DOLLAR CHANGE	MTD % Chg. Actual/Revised Comparison
ONGOING RECEIPTS				
Net Sales and Use Tax (excl. cost of admin)	140,689,554	136,562,600	(4,126,953)	-2.9%
Lottery	14,390,002	13,846,043	(543,959)	-3.8%
Net Contractor's Excise Tax	22,288,523	22,714,196	425,673	1.9%
Insurance Company Tax	20,511,905	13,385,700	(7,126,206)	-34.7%
Unclaimed Property Receipts	(7,206,560)	-	7,206,560	N/A
Licenses, Permits, and Fees	26,868,403	27,217,919	349,516	1.3%
Tobacco Taxes	3,297,300	3,557,498	260,198	7.9%
Trust Funds	-	-	0	N/A
Net Transfers In (excluding one-time)	1,079,463	1,641,792	562,329	52.1%
Alcohol Beverage Tax	2,383,879	2,231,720	(152,160)	-6.4%
Bank Franchise Tax	1,442,149	49,313	(1,392,835)	-96.6%
Charges for Goods and Services	1,236,334	1,467,471	231,136	18.7%
Telecommunications Tax	159,907	170,598	10,691	6.7%
Severance Taxes	1,996,848	3,301,416	1,304,568	65.3%
Investment Income and Interest	10,689	3,005	(7,684)	-71.9%
Alcohol Beverage 2% Wholesale Tax	264,452	290,898	26,446	10.0%
TOTAL (ONGOING RECEIPTS)	\$ 229,412,849	\$ 226,440,169	\$ (2,972,679)	-1.3%
ONE-TIME RECEIPTS				
Bank Franchise Tax Prior Year Revenue	-	596,705	596,705	N/A
SUBTOTAL (ONE-TIME RECEIPTS)	\$ 0	\$ 596,705	\$ 596,705	N/A
GRAND TOTAL	\$ 229,412,849	\$ 227,036,875	\$ (2,375,974)	-1.0%

**Governor's Revised FY2025 Estimate (Nov. 2024) vs. Actual Revenues
Year-To-Date Through JANUARY FY2025 Comparison**

	Gov. Revised JANUARY YTD FY2025	Actual JANUARY YTD FY2025	DOLLAR CHANGE	YTD % Chg. Actual/Revised Comparison
ONGOING RECEIPTS				
Net Sales and Use Tax (excl. cost of admin)	896,241,808	888,673,715	(7,568,093)	-0.8%
Lottery	100,850,925	101,256,006	405,080	0.4%
Net Contractor's Excise Tax	142,549,968	143,699,831	1,149,863	0.8%
Insurance Company Tax	78,638,735	70,819,515	(7,819,221)	-9.9%
Unclaimed Property Receipts	100,871,043	110,788,682	9,917,639	9.8%
Licenses, Permits, and Fees	39,565,031	39,071,784	(493,247)	-1.2%
Tobacco Taxes	27,715,243	27,293,133	(422,110)	-1.5%
Trust Funds	35,309,002	35,309,002	0	0.0%
Net Transfers In (excluding one-time)	15,724,720	15,795,543	70,824	0.5%
Alcohol Beverage Tax	4,856,886	4,706,628	(150,258)	-3.1%
Bank Franchise Tax	7,062,454	9,854,537	2,792,084	39.5%
Charges for Goods and Services	6,954,617	7,250,292	295,675	4.3%
Telecommunications Tax	1,035,760	1,077,715	41,956	4.1%
Severance Taxes	8,510,978	11,497,963	2,986,985	35.1%
Investment Income and Interest	95,929,641	95,897,986	(31,655)	0.0%
Alcohol Beverage 2% Wholesale Tax	1,896,337	1,886,570	(9,768)	-0.5%
SUBTOTAL (ONGOING RECEIPTS)	\$ 1,563,713,147	\$ 1,564,878,901	\$ 1,165,754	0.1%
ONE-TIME RECEIPTS				
Bank Franchise Tax Prior Year Revenue	54,690	1,414,044	1,359,354	2485.6%
One-Time Unclaimed Property	167,664,409	167,664,409	0	0.0%
SUBTOTAL (ONE-TIME RECEIPTS)	\$ 167,719,099	\$ 169,078,453	\$ 1,359,354	0.8%
GRAND TOTAL	\$ 1,731,432,246	\$ 1,733,957,355	\$ 2,525,108	0.1%