

Fiscal Year 2025 General Fund Revenues

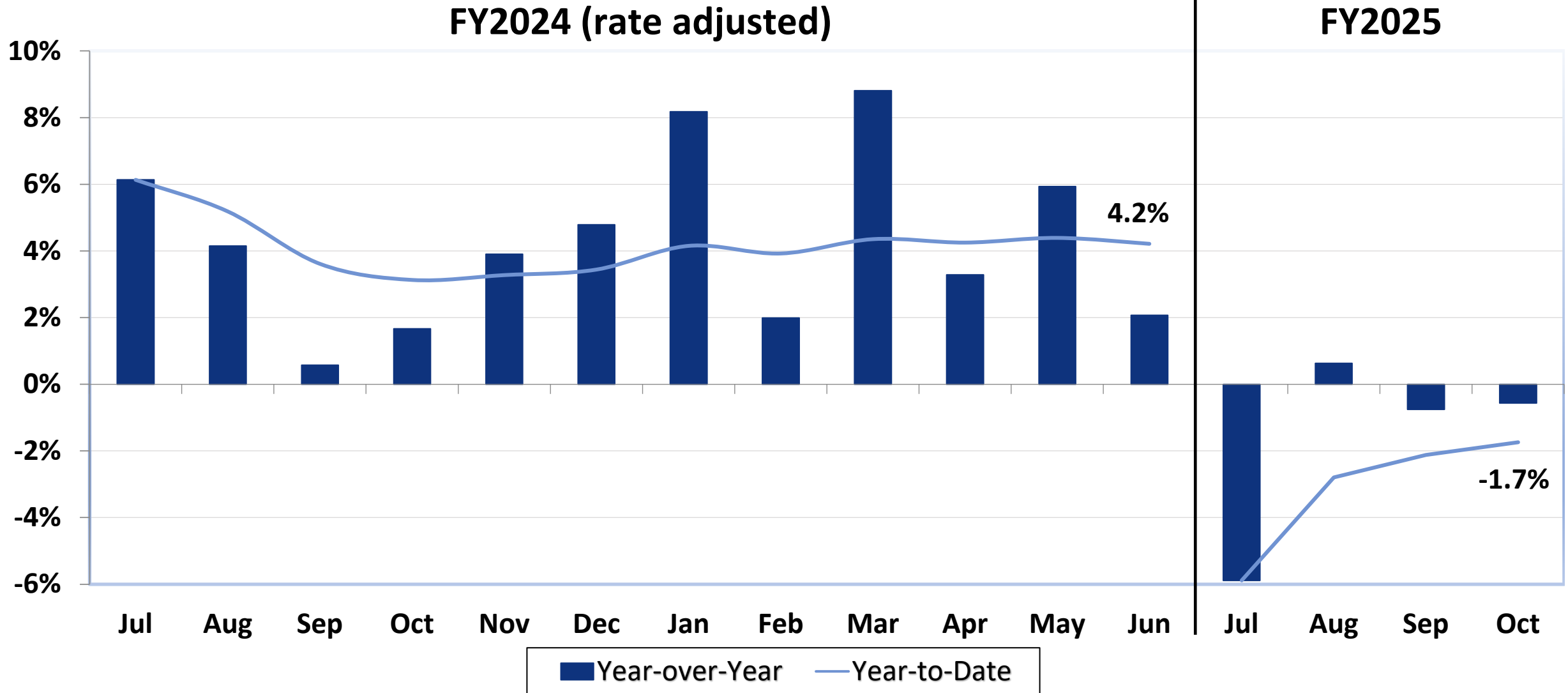
*Bureau of Finance and Management
November 14, 2024*



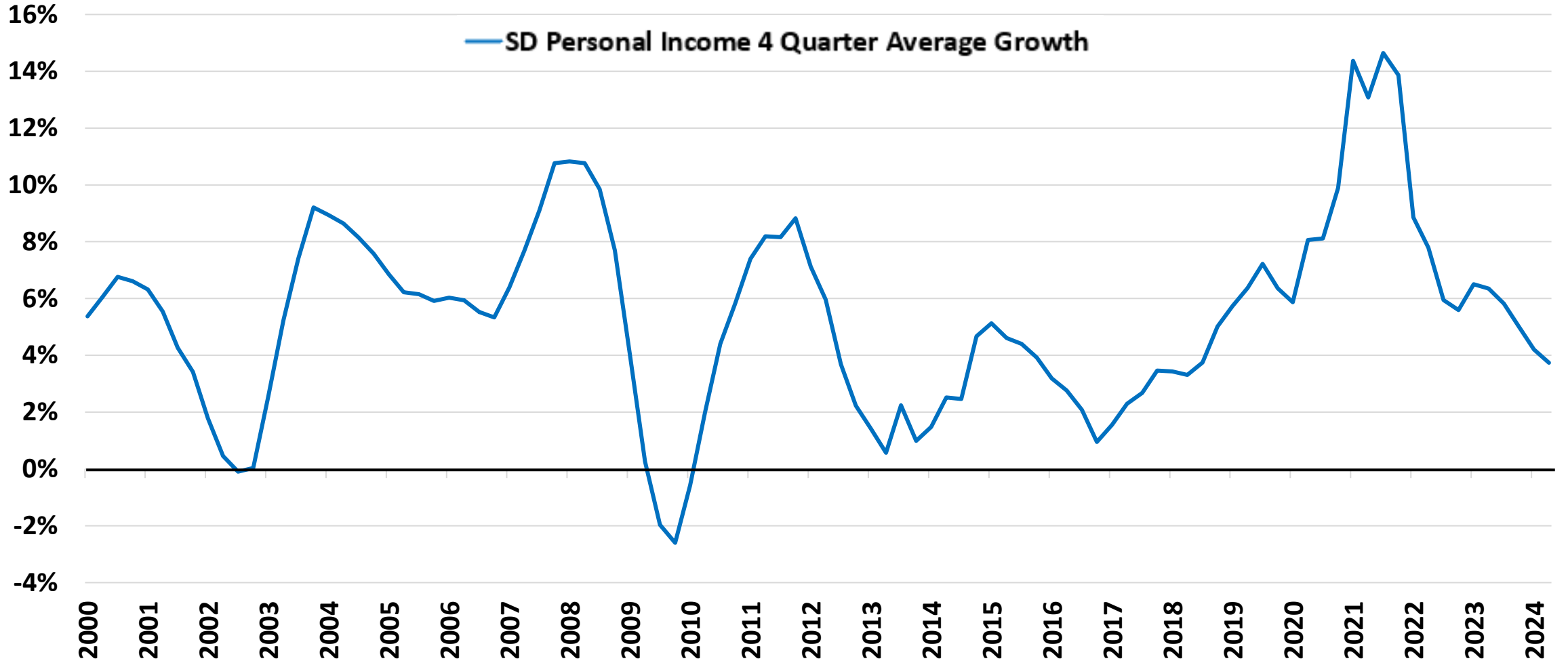
Current Revenue Trends

	Leg. Adopted OCTOBER YTD FY2025	Actual OCTOBER YTD FY2025	DOLLAR CHANGE	YTD % Chg. Actual/Adopt Comparison
ONGOING RECEIPTS				
Net Sales and Use Tax (excl. cost of admin)	536,054,475	513,420,762	(22,633,713)	-4.2%
Lottery	58,536,320	59,665,653	1,129,333	1.9%
Net Contractor's Excise Tax	87,034,705	81,206,400	(5,828,305)	-6.7%
Insurance Company Tax	50,111,299	48,190,061	(1,921,237)	-3.8%
Unclaimed Property Receipts	(5,354,278)	(11,018,322)	(5,664,043)	N/A
Licenses, Permits, and Fees	13,724,850	1,524,233	(12,200,617)	-88.9%
Tobacco Taxes	17,332,005	17,204,594	(127,410)	-0.7%
Trust Funds	35,309,002	35,309,002	0	0.0%
Net Transfers In (excluding one-time)	11,791,441	12,509,828	718,387	6.1%
Alcohol Beverage Tax	2,541,428	2,453,917	(87,512)	-3.4%
Bank Franchise Tax	1,461,315	3,567,036	2,105,721	144.1%
Charges for Goods and Services	4,267,836	3,779,779	(488,056)	-11.4%
Telecommunications Tax	553,531	538,139	(15,392)	-2.8%
Severance Taxes	4,588,830	2,805,240	(1,783,590)	-38.9%
Investment Income and Interest	73,397,578	95,891,980	22,494,403	30.6%
Alcohol Beverage 2% Wholesale Tax	1,025,477	1,039,761	14,284	1.4%
SUBTOTAL (ONGOING RECEIPTS)	\$ 892,375,813	\$ 868,088,065	\$ (24,287,749)	-2.7%
ONE-TIME RECEIPTS				
Bank Franchise Tax Prior Year Revenue	-	54,690	54,690	N/A
SUBTOTAL (ONE-TIME RECEIPTS)	\$ 0	\$ 54,690	\$ 54,690	N/A
GRAND TOTAL	\$ 892,375,813	\$ 868,142,754	\$ (24,233,059)	-2.7%

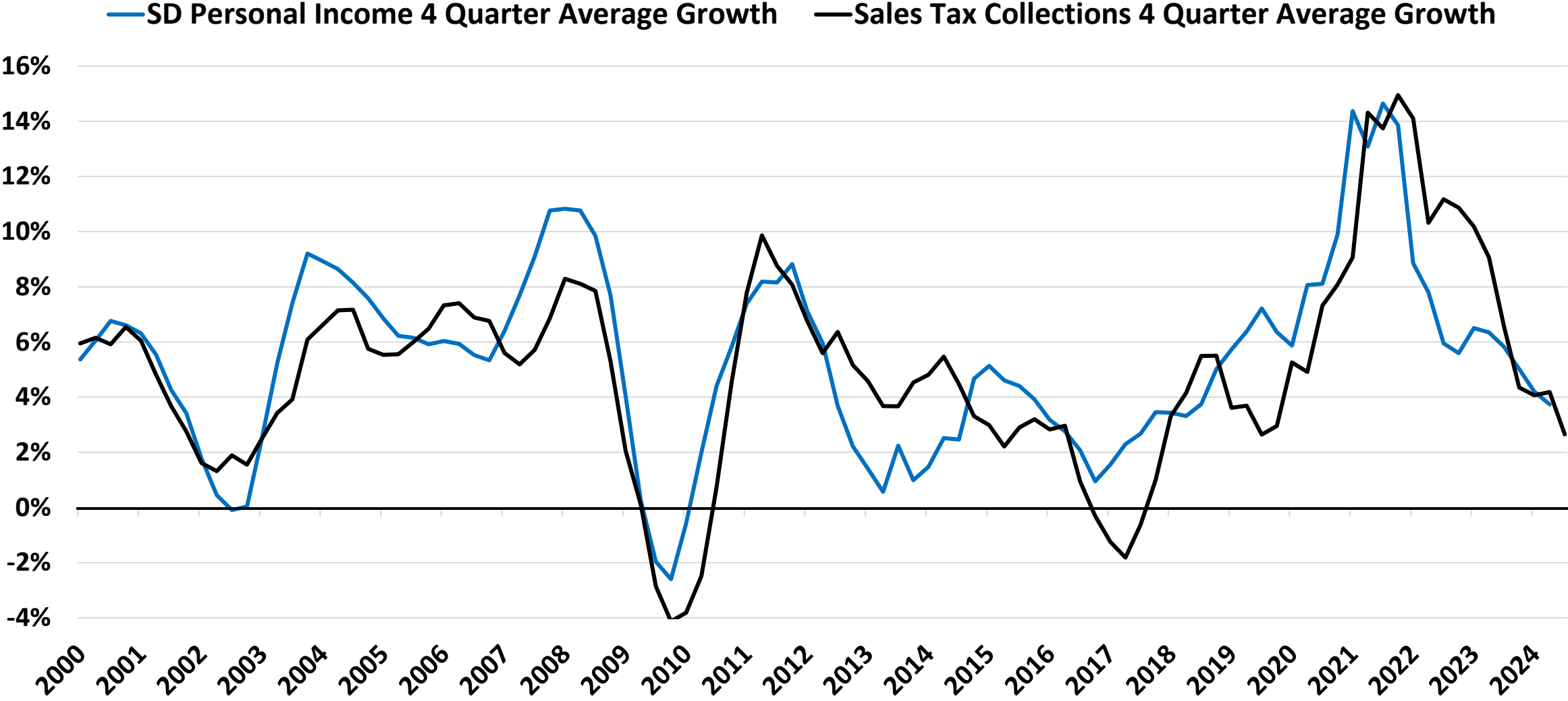
Ongoing State Sales and Use Tax



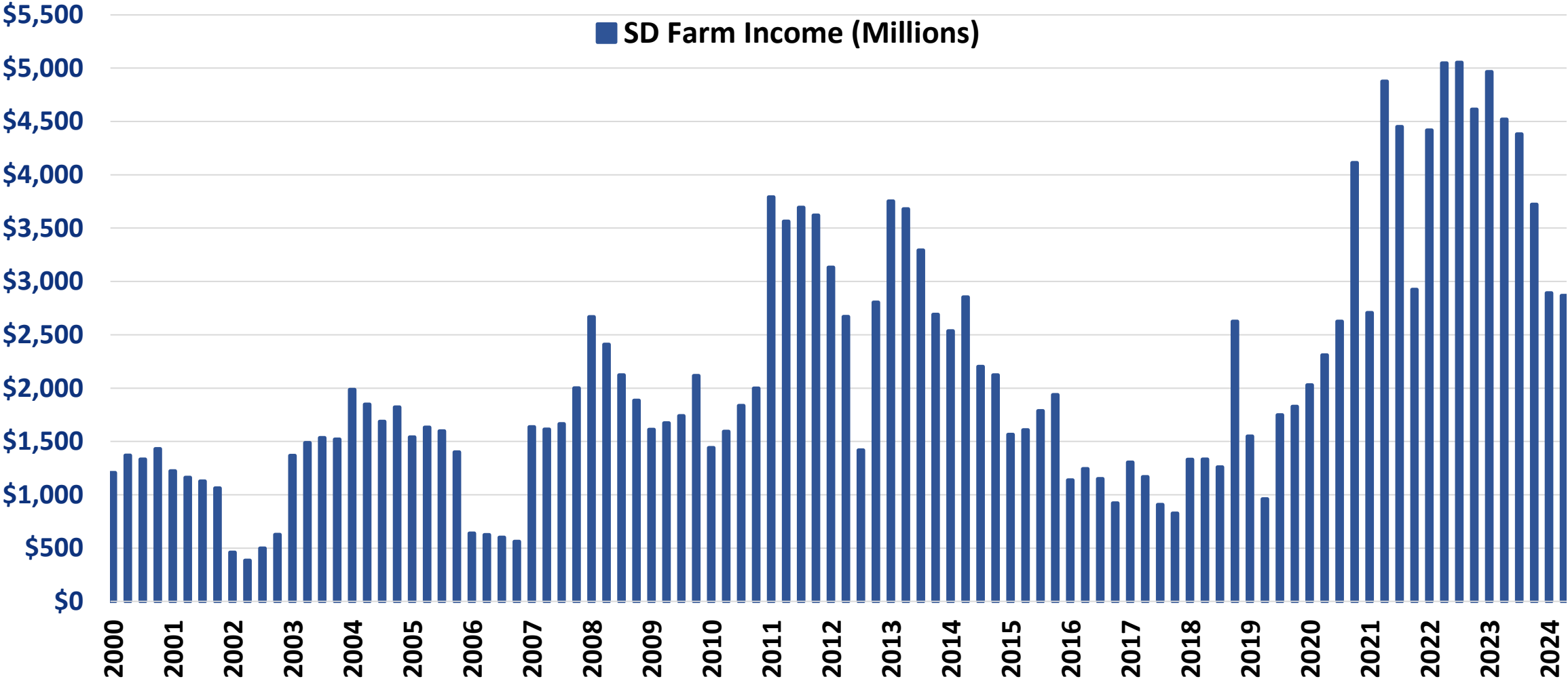
SD Personal Income



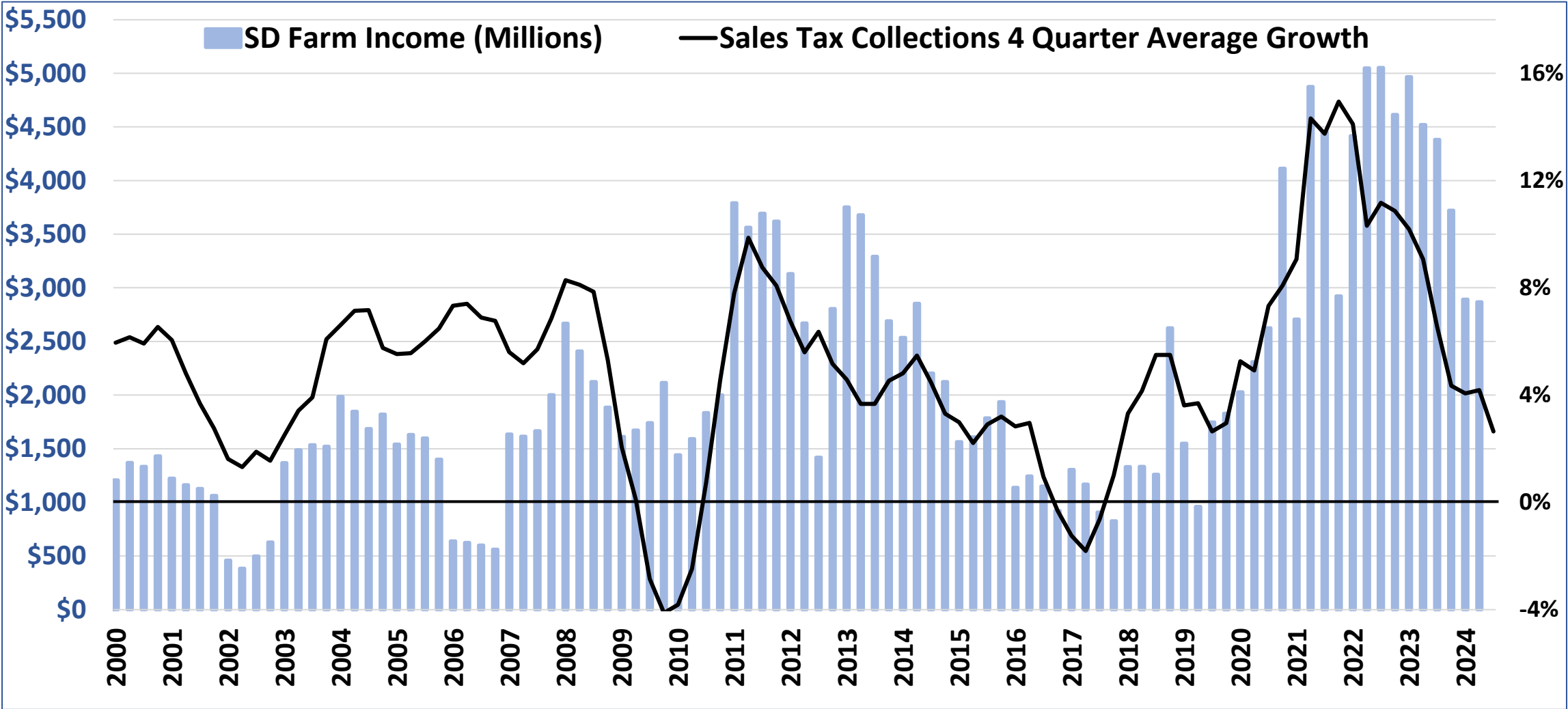
SD Personal Income vs. Sales Tax Collections



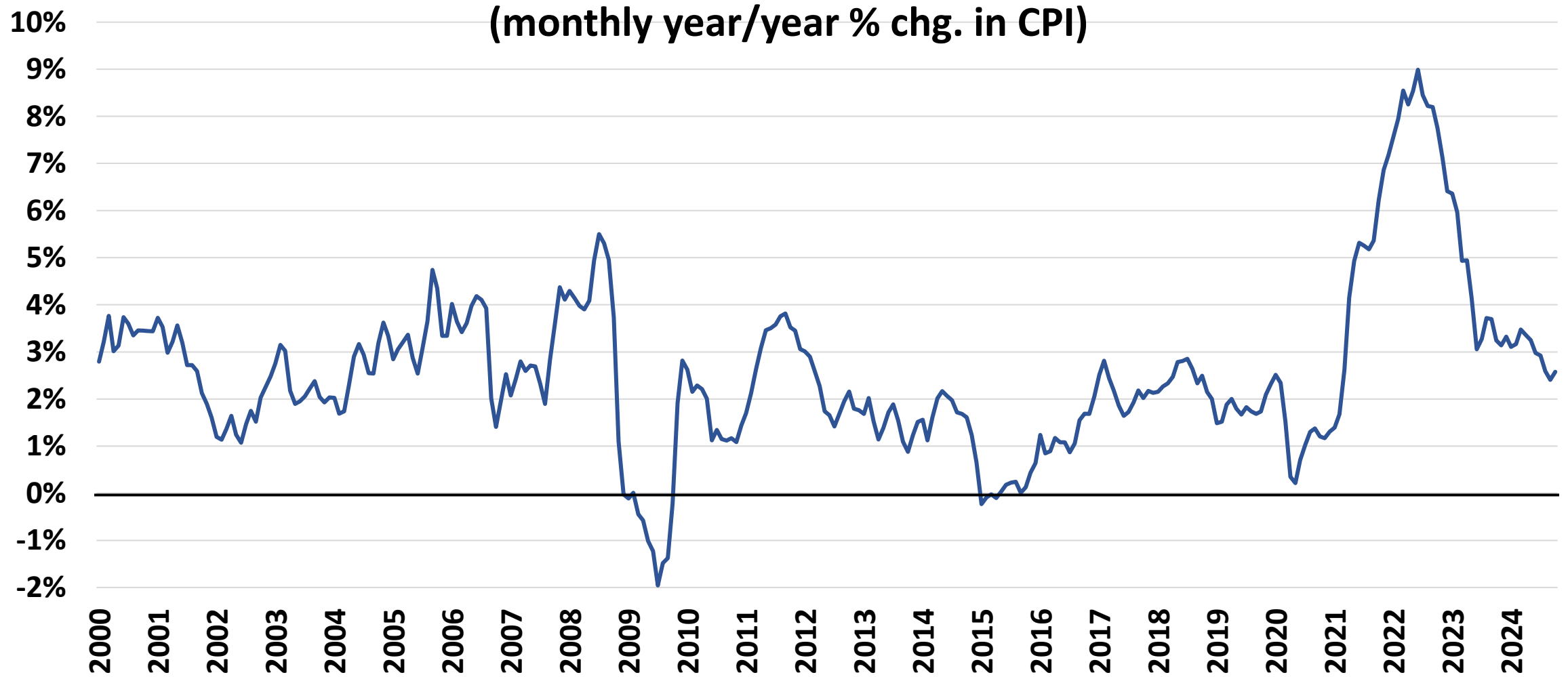
SD Farm Income



SD Farm Income



Inflation: CPI



Current Revenue Trends

	Leg. Adopted OCTOBER YTD FY2025	Actual OCTOBER YTD FY2025	DOLLAR CHANGE	YTD % Chg. Actual/Adopt Comparison
ONGOING RECEIPTS				
Net Sales and Use Tax (excl. cost of admin)	536,054,475	513,420,762	(22,633,713)	-4.2%
Lottery	58,536,320	59,665,653	1,129,333	1.9%
Net Contractor's Excise Tax	87,034,705	81,206,400	(5,828,305)	-6.7%
Insurance Company Tax	50,111,299	48,190,061	(1,921,237)	-3.8%
Unclaimed Property Receipts	(5,354,278)	(11,018,322)	(5,664,043)	N/A
Licenses, Permits, and Fees	13,724,850	1,524,233	(12,200,617)	-88.9%
Tobacco Taxes	17,332,005	17,204,594	(127,410)	-0.7%
Trust Funds	35,309,002	35,309,002	0	0.0%
Net Transfers In (excluding one-time)	11,791,441	12,509,828	718,387	6.1%
Alcohol Beverage Tax	2,541,428	2,453,917	(87,512)	-3.4%
Bank Franchise Tax	1,461,315	3,567,036	2,105,721	144.1%
Charges for Goods and Services	4,267,836	3,779,779	(488,056)	-11.4%
Telecommunications Tax	553,531	538,139	(15,392)	-2.8%
Severance Taxes	4,588,830	2,805,240	(1,783,590)	-38.9%
Investment Income and Interest	73,397,578	95,891,980	22,494,403	30.6%
Alcohol Beverage 2% Wholesale Tax	1,025,477	1,039,761	14,284	1.4%
SUBTOTAL (ONGOING RECEIPTS)	\$ 892,375,813	\$ 868,088,065	\$ (24,287,749)	-2.7%
ONE-TIME RECEIPTS				
Bank Franchise Tax Prior Year Revenue	-	54,690	54,690	N/A
SUBTOTAL (ONE-TIME RECEIPTS)	\$ 0	\$ 54,690	\$ 54,690	N/A
GRAND TOTAL	\$ 892,375,813	\$ 868,142,754	\$ (24,233,059)	-2.7%

Fiscal Year 2025 General Fund Revenues

*Bureau of Finance and Management
November 14, 2024*

