

# State Fiscal Recovery Funds

## Status Update

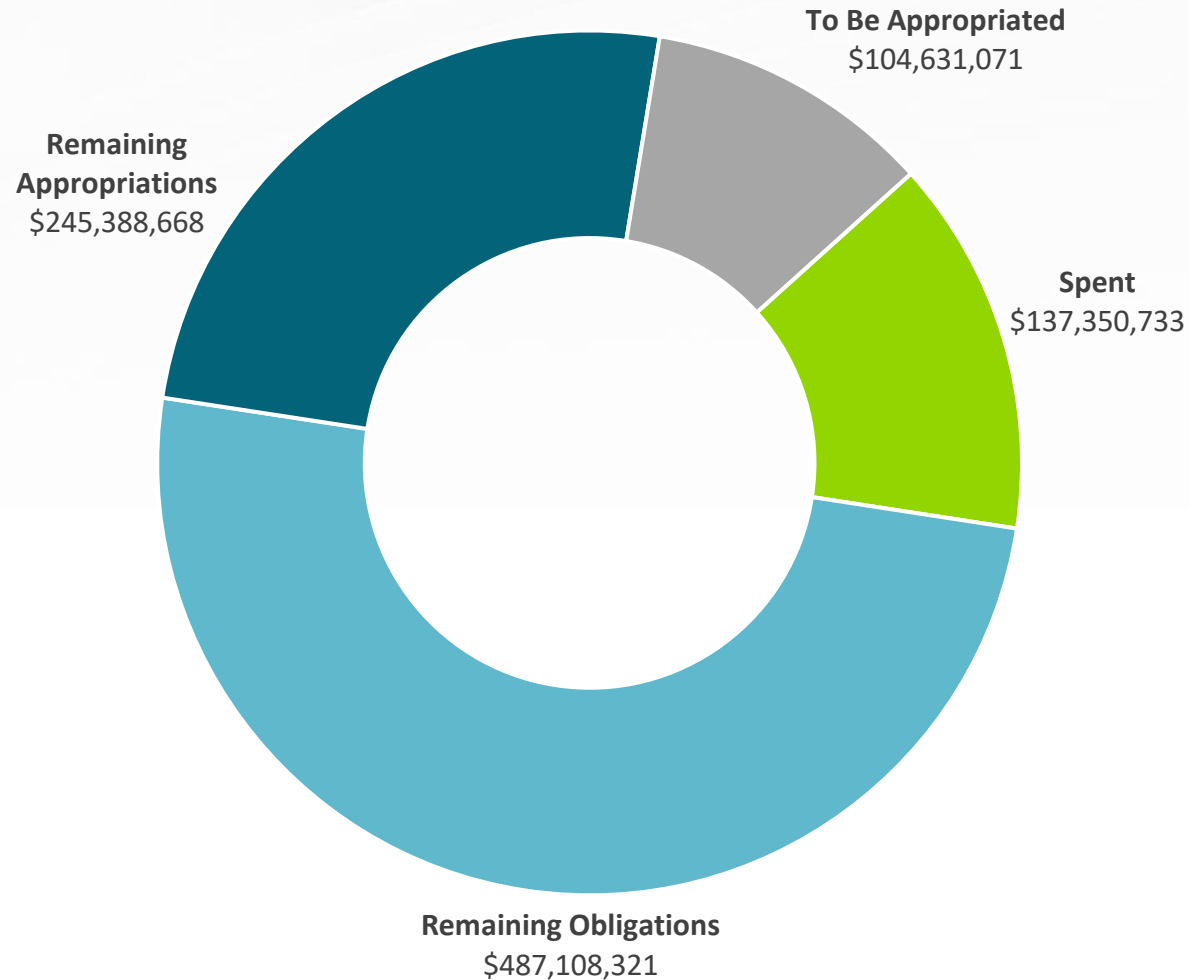
Spend as of June 30, 2023



# Funding Update (as of 06/30/2023)

Project	Appropriation	Obligations	Expenditures
Environmental Funding Projects (Private)	\$600,000,000	\$514,957,558	\$98,750,632
Environmental Funding Projects (State)	\$60,000,000	\$14,622,833	\$8,941,153
Broadband	\$50,000,000	\$47,783,815	\$6,431,105
Workforce Housing	\$50,000,000	--	--
Tourism Marketing	\$35,000,000	\$11,719,255	\$8,444,075
Behavioral Health	\$15,000,000	\$10,928,901	\$1,491,806
LIFEPAK	\$11,610,222	\$11,610,222	\$7,048,551
Regional Services	\$8,000,000	\$186,445	\$75,350
Reemployment Assistance	\$5,500,000	\$2,016,329	\$1,149,882
Capitol Lake	\$3,000,000	\$2,774,777	\$2,645,927
Telehealth	\$1,737,500	\$1,737,500	\$1,737,500
Administrative	\$30,000,000	\$901,973	\$634,749
<b>Total</b>	<b>\$869,847,722</b>	<b>\$624,459,054</b>	<b>\$137,350,733</b>

# Funding Update (as of 06/30/2023)



## Total Award: \$974,478,793

**To Be Appropriated:** Award funding that South Dakota has not yet appropriated to an agency for use.

**Remaining Appropriations:** Funds that have been appropriated by the legislature but not yet obligated or spent by the agency.

**Remaining Obligations:** Funds that have been obligated via contract or grant by an agency, but not yet spent.

**Spent:** Total award expenditures to date as shown in R21.

# Expenditure Update (as of 06/30/2023)

Project	As of Last Report	June Expenditures	Total Expenditures
Environmental Funding Projects (Private)	\$80,981,230	\$17,769,402	\$98,750,632
Environmental Funding Projects (State)	\$7,853,805	\$1,087,359	\$8,941,153
Broadband	\$6,204,571	\$226,534	\$6,431,105
Workforce Housing	--	--	--
Tourism Marketing	\$4,117,271	\$4,326,804	\$8,444,075
Behavioral Health	\$1,111,643	\$380,163	\$1,491,806
LIFEPAK	\$5,669,450	\$1,379,101	\$7,048,551
Regional Services	\$75,351	\$(1.00)	\$75,350
Reemployment Assistance	\$924,986	\$224,896	\$1,149,882
Capitol Lake	\$2,535,150	\$111,721	\$2,645,927
Telehealth	\$1,647,355	\$90,145	\$1,737,500
Administrative	\$607,098	\$27,651	\$634,749
<b>Total</b>	<b>\$111,727,910</b>	<b>\$25,622,823</b>	<b>\$137,350,733</b>

# Environmental Funding Projects (Private Projects)

**Agency:** Department of Agriculture and Natural Resources

**Expenditure Category:** 5 Infrastructure: Water and Sewer

Appropriation	Obligations	June Expenditures	Total Expenditures	Percentage Spent*
\$600,000,000	\$514,957,558	\$17,769,402	\$98,750,632	16%

\* Based on appropriation amount

## Key Context

For the quarterly reports, all 209 subawards for this appropriation are being reported to the Treasury as separate projects to ensure accurate reporting on location information and expenditure category.

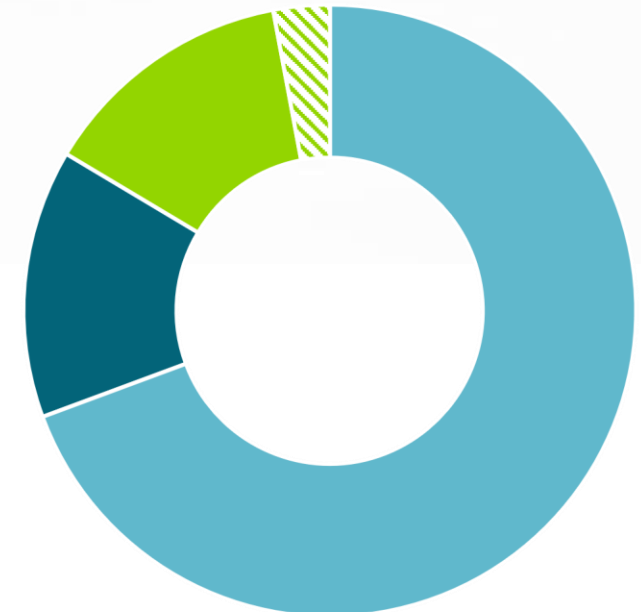
For the annual report, this is reported as a single project with a breakdown of the individual subawards.

## Key Milestones

- ✓ 01/22: Initial grant applications accepted
- ✓ 04/22: Initial grant awardees selected
- ✓ 09/22: Final grant awardees selected
- ✓ 09/22: All funds allocated
- ▶▶ 12/24: All funds obligated
- ▶▶ 12/26: All funds expended

## Key

- ✓ Completed
- ▶▶ In Progress
- Not Started



- Remaining Appropriation
- Remaining Obligations
- Previous Spend
- New Spend

# Environmental Funding Projects (State Projects)

**Agency:** Bureau of Administration  
**Expenditure Category:** 5 Infrastructure:  
 Water and Sewer

Appropriation	Obligations	June Expenditures	Total Expenditures	Percentage Spent*
\$60,000,000	\$14,622,833	\$1,087,359	\$8,941,153	15%

\* Based on appropriation amount

## Key Context

For the quarterly reports, all 100 subprojects for this appropriation are being reported to the Treasury as separate projects to ensure accurate reporting on location information and expenditure category.

For the annual report, this is reported as a single project with a breakdown of the individual subprojects.

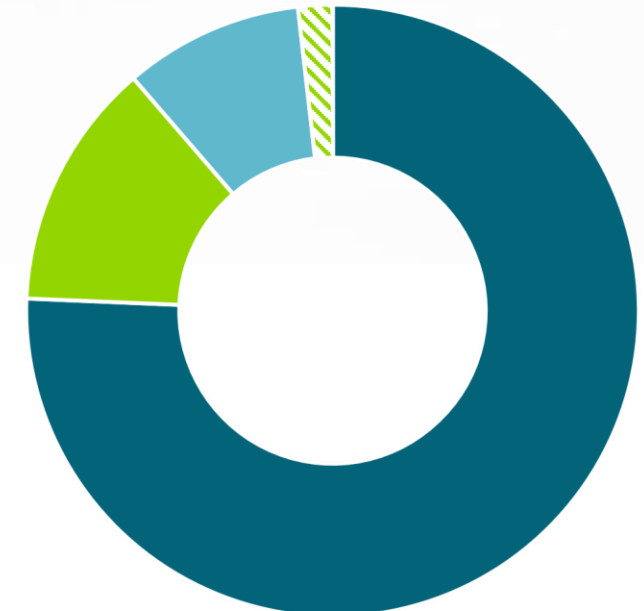
Expenditures for this project include executed contracts for design and construction, miscellaneous expenses (i.e., required public notices), and staff administration time.

## Key Milestones

- ✓ 03/22: All project proposals received
- ▶ 11/23: All projects initiated
- ▶ 09/24: All projects completed

## Key

- ✓ Completed
- ▶ In Progress
- Not Started



- Remaining Appropriation
- Remaining Obligations
- Previous Spend
- New Spend

# Broadband

**Agency:** Governor’s Office of Economic Development

**Expenditure Category:** 5.19 Broadband: “Last Mile” projects

Appropriation	Obligations	June Expenditures	Total Expenditures	Percentage Spent*
\$50,000,000	\$47,783,815	\$226,534	\$6,431,105	13%

\* Based on appropriation amount

## Key Context

This project consists of 33 grants to ISPs to expand broadband across the state. Of those 33 grants, 11 grants were initially awarded in June 2021 with the expectation of being funded by CARES Act. Due to spending timelines and eligibility, these grants were transferred to SLFRF obligations amounting to \$9,711,382.16.

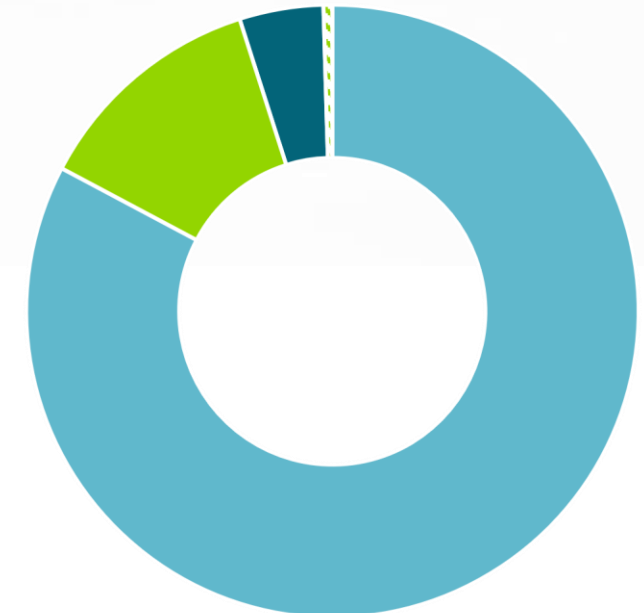
One of the June 2021 grants, Connect 2021-06, was partially funded by CARES. \$48,481.56 was paid for by CARES, leaving \$945,750.19 for SLFRF funds.

## Key Milestones

- ✓ 03/22: \$25.1 million awarded
- ✓ 07/22: \$10 million dollars switched to SLFRF
- ✓ 07/22: \$13 million in grants awarded

## Key

- ✓ Completed
- ▶ In Progress
- Not Started



- Remaining Appropriation
- Remaining Obligations
- Previous Spend
- New Spend

# Workforce Housing

**Agency:** SD Housing Development Authority

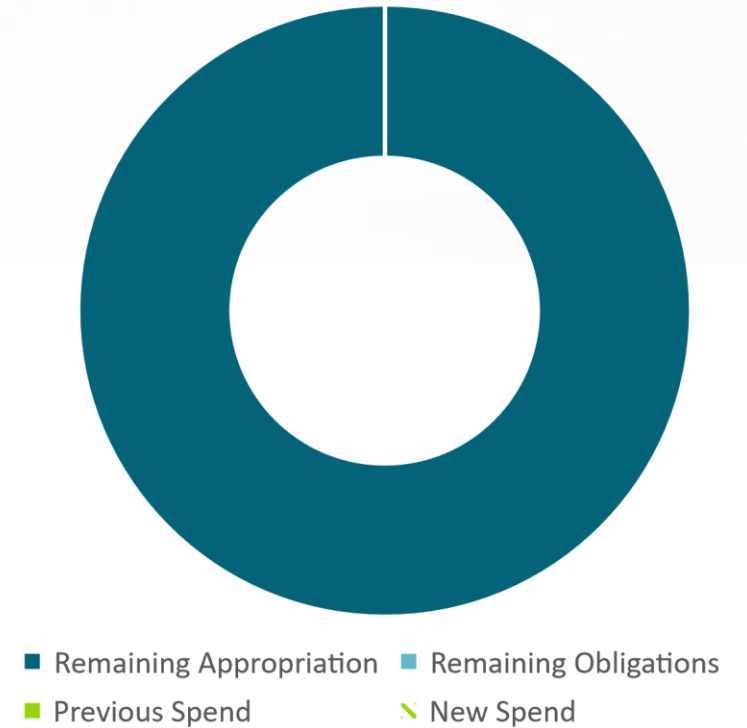
**Expenditure Category:** 7.2 Transfers to Other Units of Government

## Key Context

As of 06/30/23 this project has not yet started.

Appropriation	Obligations	June Expenditures	Total Expenditures	Percentage Spent*
\$50,000,000	--	--	--	--

\* Based on appropriation amount





# Tourism Marketing Plan

**Agency:** Department of Tourism  
**Expenditure Category:** 2.35 Aid to Tourism Travel or Hospitality

Appropriation	Obligations	June Expenditures	Total Expenditures	Percentage Spent*
\$35,000,000	\$11,719,255	\$4,326,804	\$8,444,075	24%

\* Based on appropriation amount

## Key Context

Project will consist of two components:

- 1) Direct State contracts with marketing firms (will be tracked as obligation = expenditure as contracts are not solely for SLFRF use)
- 2) Grants to DMOs across the State (expected to be awarded early 2023)

## Key Milestones

- ✓ 02/23: Year 1 DMO program launched
- ▶ 05/23: Year 1 direct marketing campaigns launched
- ▶ 12/23: Year 1 spending deadline
- ⊖ 12/24: Year 2 spending deadline
- ⊖ 12/25: Year 3 spending deadline
- ⊖ 12/26: Final spending deadline

## Key

- ✓ Completed
- ▶ In Progress
- ⊖ Not Started



- Remaining Appropriation
- Remaining Obligations
- Previous Spend
- New Spend

# Behavioral Health Service Delivery Transformation

**Agency:** Department of Social Services  
**Expenditure Category:** 1.12 Mental Health Services

Appropriation	Obligations	June Expenditures	Total Expenditures	Percentage Spent*
\$15,000,000	\$10,928,901	\$380,163	\$1,491,806	10%

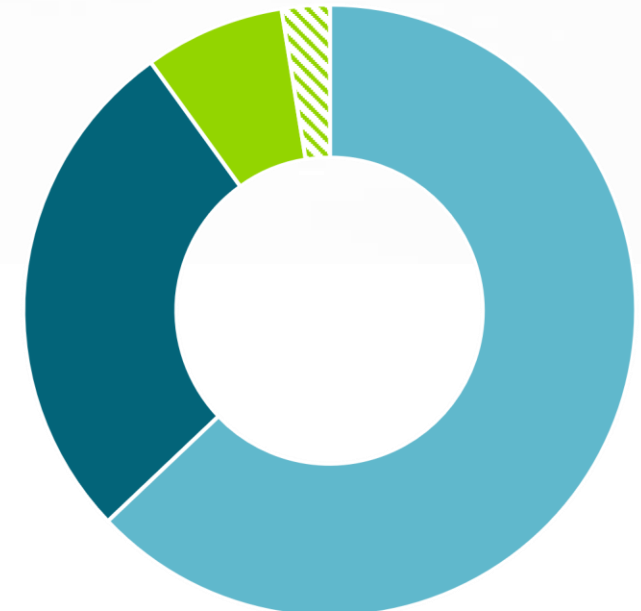
\* Based on appropriation amount

## Key Context

DSS has executed three contracts for this project.

## Key Milestones

- ✓ 05/22: RFP open
- ✓ 07/22: RFP closed
- ✓ 09/22: All vendors selected
- ✓ 01/23: First appropriate regional facility operational
- ▶ 05/25: All appropriate regional facilities operational



## Key

- ✓ Completed
- ▶ In Progress
- Not Started

- Remaining Appropriation
- Remaining Obligations
- Previous Spend
- New Spend

# LIFEPAK Replacement Initiative

**Agency:** Department of Health

**Expenditure Category:** 1.14 Other Public Health Services

Appropriation	Obligations	June Expenditures	Total Expenditures	Percentage Spent*
\$11,610,222	\$11,610,222	\$1,379,101	\$7,048,551	61%

\* Based on appropriation amount

## Key Context

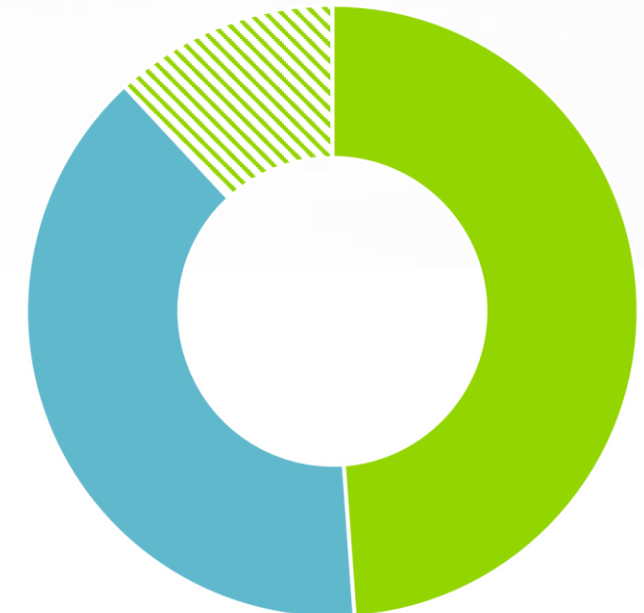
The executed contract with Stryker exceeded the SLFRF appropriation for the project. For the October report, the subaward was reported below its amount so it wouldn't exceed the appropriation. DOH will either seek an additional appropriation or find another source to cover the difference between Stryker's subaward and LIFEPAK's adopted budget.

## Key Milestones

- ✓ 09/22: Contract executed with Stryker Sales
- ✓ 02/23: Regional training physical locations identified
- ▶ 09/23: PO payment complete to Stryker
- ▶ 09/23: Completion of all regional trainings
- ▶ 12/23: Full distribution of devices to participating services

### Key

- ✓ Completed
- ▶ In Progress
- ⊖ Not Started



- Remaining Appropriation
- Remaining Obligations
- Previous Spend
- New Spend

# EMS Regional Service Designation

**Agency:** Department of Health  
**Expenditure Category:** 1.14 Other Public Health Services

Appropriation	Obligations	June Expenditures	Total Expenditures	Percentage Spent*
\$8,000,000	\$186,445	\$(1)	\$75,350	1%

\* Based on appropriation amount

## Key Context

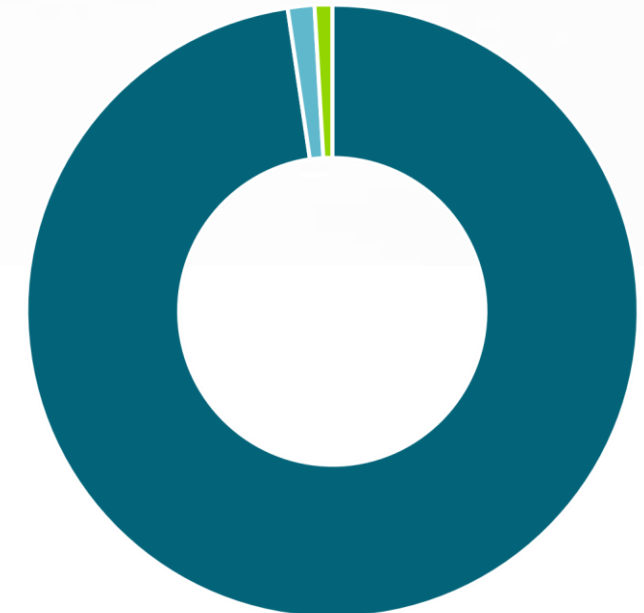
In January 2023, a contract was executed with Healthcare Strategists to conduct a statewide EMS assessment.

## Key Milestones

- ✓ 06/22: RFP opened
- ✓ 09/22: RFP closed
- ✓ 11/22: Healthcare Strategist selected
- ✓ 01/23: Contract executed
- ✓ 04/23: Initiate FY24 contract
- ⊖ 09/23: Regional planning grant launch
- ⊖ 10/23: Regional planning grants due
- ⊖ 10/23: Notice of grant awards
- ⊖ 11/23: Planning grants fully executed

## Key

- ✓ Completed
- ▶ In Progress
- ⊖ Not Started



- Remaining Appropriation
- Remaining Obligations
- Previous Spend
- New Spend

# Reemployment Assistance System Upgrade

**Agency:** Department of Labor & Regulation

**Expenditure Category:** 3.34 Public Sector Capacity: Effective Service Delivery

Appropriation	Obligations	June Expenditures	Total Expenditures	Percentage Spent*
\$5,500,000	\$2,016,329	\$224,896	\$1,149,882	21%

\* Based on appropriation amount

## Key Context

This project (and its associated contracts) is not solely funded by SLFRF. The project manager is responsible for identifying expenses eligible for and related to the SLFRF portion of this project and notifying Guidehouse for reporting purposes. Due to the multitude of funding sources, the project manager has provided Guidehouse with estimates for subaward amounts related to the anticipated expenditures on a contract that will be reported to the Treasury and updated on a quarterly basis, as needed.

## Key Milestones

- ✓ 04/21: My3Tech contract executed
- ✓ 04/21: 22<sup>nd</sup> Century Technologies contract executed
- ✓ 03/22: Catapult Systems contract executed
- ▶ 12/24: Spend 75% of SLFRF money

## Key

- ✓ Completed
- ▶ In Progress
- Not Started



- Remaining Appropriation
- Remaining Obligations
- Previous Spend
- New Spend

# Capitol Lake Master Plan

**Agency:** Bureau of Administration  
**Expenditure Category:** 5.8 Clean Water:  
 Water Conservation

Appropriation	Obligations	June Expenditures	Total Expenditures	Percentage Spent*
\$3,000,000	\$2,774,777	\$111,721	\$2,645,927	88%

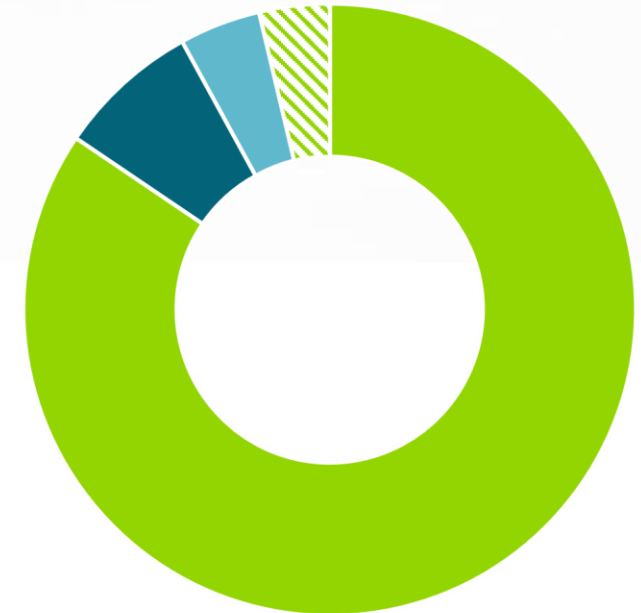
\* Based on appropriation amount

## Key Context

Expenditures for this project include executed contracts for design and construction, miscellaneous expenses (i.e., required public notices), and staff administration time.

## Key Milestones

- ✓ 08/22: First contract executed
- ✓ 10/22: First contract expenditures incurred
- ▶ 05/25: Estimated project completion



## Key

- ✓ Completed
- ▶ In Progress
- Not Started

- Remaining Appropriation
- Remaining Obligations
- Previous Spend
- New Spend

# EMS Telehealth Services

**Agency:** Department of Health

**Expenditure Category:** 1:14 Other Public Health

Appropriation	Obligations	June Expenditures	Total Expenditures	Percentage Spent*
\$1,737,500	\$1,737,500	\$90,145	\$1,737,500	100%

\* Based on appropriation amount

## Key Context

As of 10/31/22, a contract has been executed with Avel eCare Medical Group for the full appropriation amount. This project will be reported as started in the next quarterly report.

## Key Milestones

- ✓ 04/22: RFP opened
- ✓ 05/22 RFP closed
- ✓ 07/22: Avel eCare Medical Group selected
- ✓ 01/23: Survey responses collected from ambulance services
- ✓ 05/23: 60 sites live
- ⊖ 04/24: FY 25 contracts initiated
- ⊖ 05/24: 123 sites live

## Key

- ✓ Completed
- ▶ In Progress
- ⊖ Not Started



- Remaining Appropriation
- Remaining Obligations
- Previous Spend
- New Spend